

## drivers

**LED DRIVERS** in corrente continua  
**LED DRIVERS** constant current**0125****LED driver**

IN: 100 - 240V  
OUT: 350 mA  
1-6 Power LED

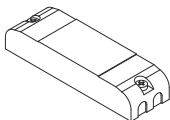


SELV

6 x 3,5 x 2 cm 4 cm

**0128****LED driver**

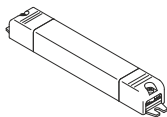
IN: 100 - 240V  
OUT: 350 mA  
1-10 Power LED



11,6 x 3,4 x 2 cm 4 cm SELV CLASS 2

**0136/15****LED driver**

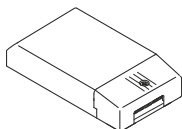
IN: 100 - 240V  
OUT: 350 mA  
1-10 Power LED



15,8 x 2,2 x 2 cm 3,2 cm SELV

**0169/50****Multipower LED driver**

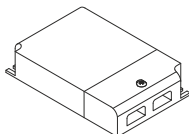
IN: 220 - 240V  
OUT: 350mA  
min. 4 - max 22 Power LED



13 x 7,5 x 3 cm 8,5 cm SELV

**DRIVERS DIMMERABILI** in corrente continua  
**DIMMABLE LED DRIVERS** constant current**0129 Dimmer LED****Multipower dimmable driver**

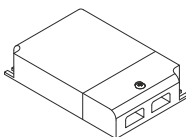
IN: 110 - 240V  
OUT: 350 mA  
4-15 Power LED



10,5 x 7 x 2,2 cm 7,2 cm SELV

**0129/DALI Dimmer LED****Multipower dimmable driver**

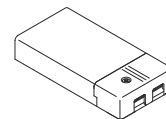
IN: 110 - 240V  
OUT: 350 mA  
2-12 Power LED



10,5 x 7 x 2,2 cm 7,2 cm SELV

**0141/DALI****LED driver**

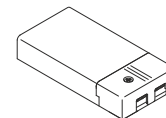
IN: 110 - 240V  
OUT: 350 mA  
1-12 Power LED



11,1 x 5,2 x 2,5 cm 5,5 cm

**0141/DIM****LED driver**

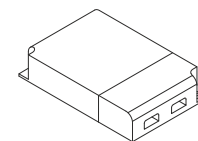
IN: 110 - 240V  
OUT: 350 mA  
1-12 Power LED

**Versione PUSH non sincronizzabile - PUSH version not synchronizable**

11,1 x 5,2 x 2,5 cm 5,5 cm

**0145 Dimmer LED Maxi****Multipower dimmable driver**

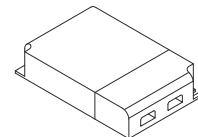
IN: 110 - 240V  
OUT: 350 mA  
1- 21 Power LED



12,3 x 8 x 2,2 cm 8,4 cm SELV

**0145/DALI Dimmer LED Maxi****Multipower dimmable driver**

IN: 110 - 240V  
OUT: 350 mA  
1- 21 Power LED



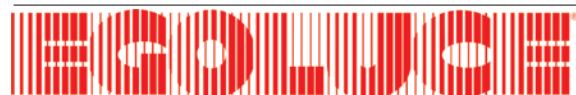
12,3 x 8 x 2,2 cm 8,4 cm SELV

**0133**

Cavo di sincronizzazione per dimmer LED  
Synchronization cable for LED dimmer  
(art. 0129 - art. 0129/DALI - art. 0145 - art. 0145/DALI)



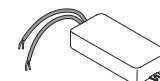
L 150 cm



La presente scheda tecnica è di proprietà di EGOLUCE srl. Tutti i diritti sono riservati. Le fotografie, le descrizioni degli apparecchi, i disegni quotati ed i valori fotometrici menzionati sono a titolo indicativo e non costituiscono alcun impegno per la nostra società che si riserva di apportare, in qualsiasi momento e senza preavviso, tutte le modifiche che riterrà opportune.

**IP LED DRIVERS** in corrente continua  
**IP LED DRIVERS** constant current**0031/IP****LED driver**

IN: 220 - 240V  
OUT: 350 mA  
1-12 Power LED 1W



3,9 x 8 x 2 cm 4,2 cm IP67 SELV

EGOLUCE s.r.l. via I.Newton 12 - 20016 Pero - Milano  
telefono +39 02 339586.1 - fax. +39 02 3535112  
e-mail: info@egoluce.com - http://www.egoluce.com