


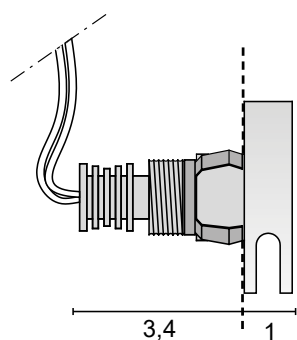


modello: model:	TRIM QUADRO
codice: code:	6339
design:	UT Egoluce
anno - year:	2008
tipologia: typology:	faretto da incasso recessed spotlight
materiali: materials:	alluminio aluminium
luce: light:	radiale mono emissione radial single emission
sorgente luminosa: light sources:	/XW LED max 1,5W 500mA 199lm 2700K /WW LED max 1,5W 500mA 210lm 3000K /W LED max 1,5W 500mA 221lm 4000K
life:	> 50.000 h
step MacAdam:	3
Indice di Resa Cromatica: Color Rendering Index:	>80
grado IP - IP grade:	40
peso netto - net weight:	0,04 Kg
finiture: finishes:	.01 bianco .45 alluminio anodizzato .01 white .45 anodized aluminium
optional:	0215 controcassa in materiale plastico plastic box 0212 kit: box + plaster traforato kit: box + perforated plaster
marcatore: marking:	CE
simboli costruttivi: symbols:	F III IP40

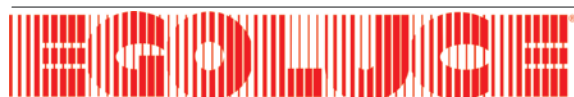
SOLO COLLEGAMENTO IN SERIE - ONLY SERIAL CONNECTION




Dimensioni - Dimensions



2 cm



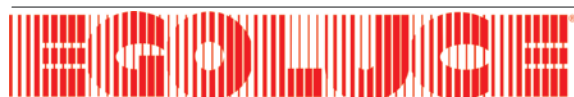
EGOLUCE s.r.l., via I. Newton 12 - 20016 Pero - Milano
telefono +39 02 339586.1 - fax. +39 02 3535112
e-mail: info@egoluce.com - http://www.egoluce.com

**0212**

KIT: box + plaster traforato
 KIT: box + perforated plaster

**0215**

Controcassa in materiale plastico
 Plastic box

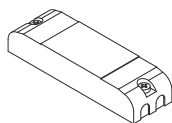



EGOLUCE s.r.l., via I. Newton 12 - 20016 Pero - Milano
 telefono +39 02 339586.1 - fax. +39 02 3535112
 e-mail: info@egoluce.com - <http://www.egoluce.com>

La presente scheda tecnica è di proprietà di EGOLUCE srl. Tutti i diritti sono riservati. Le fotografie, le descrizioni degli apparecchi, i disegni quotati ed i valori fotometrici menzionati sono a titolo indicativo e non costituiscono alcun impegno per la nostra società che si riserva di apportare, in qualsiasi momento e senza preavviso, tutte le modifiche che riterrà opportune.

LED DRIVERS in corrente continua
LED DRIVERS constant current
0127

LED driver
 IN: 100 - 240V
 OUT: 500 mA
 1-6 Power LED

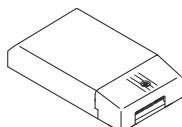



11,6 x 3,4 x 2 cm  4 cm

SELV CLASS 2  

0169/50

Multipower LED driver
 IN: 220 - 240V
 OUT: 500mA
 min. 4 max 15 Power LED

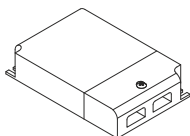


13 x 7,5 x 3 cm  8,5 cm

SELV 

DRIVERS DIMMERABILI in corrente continua
DIMMABLE LED DRIVERS constant current
0129 Dimmer LED

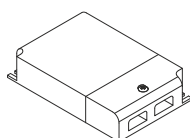
Multipower dimmable driver
 IN: 110 - 240V
 OUT: 500 mA, 1-14 Power LED







10,5 x 7 x 2,2 cm  7,2 cm SELV    

0129/DALI Dimmer LED

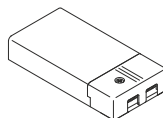
Multipower dimmable driver
 IN: 110 - 240V
 OUT: 500 mA, 2-12 Power LED



10,5 x 7 x 2,2 cm  7,2 cm SELV   

0141/DALI

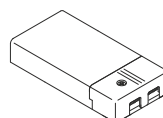
LED driver
 IN: 110 - 240V
 OUT: 500 mA, 1-11 Power LED





11,1 x 5,2 x 2,5 cm  5,5 cm   

0141/DIM

LED driver
 IN: 110 - 240V
 OUT: 500 mA, 1-11 Power LED



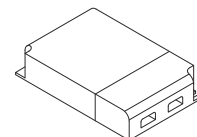
Versione PUSH non sincronizzabile - PUSH version not synchronizable

11,1 x 5,2 x 2,5 cm  5,5 cm    

0145 Dimmer LED Maxi

Multipower dimmable driver

IN: 110 - 240V
 OUT: 500 mA, 1-21 Power LED

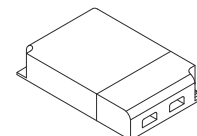


12,3 x 8 x 2,2 cm  8,4 cm SELV    

0145/DALI Dimmer LED Maxi

Multipower dimmable driver

IN: 110 - 240V
 OUT: 500 mA, 1-21 Power LED



12,3 x 8 x 2,2 cm  8,4 cm SELV     

0133

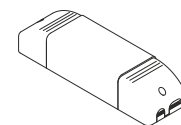
Cavo di sincronizzazione per dimmer LED
 Synchronization cable for LED dimmer
 (art. 0129 - art. 0129/DALI - art. 0145 - art. 0145/DALI)




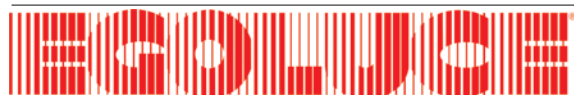
L 150 cm

0726/DIM

LED dimmer
 TAGLIO DI FASE (IGBT-TRIAC, TRAILING EDGE-LEADING EDGE)
 PHASE CUT-OFF (IGBT-TRIAC, TRAILING EDGE-LEADING EDGE)
 IN: 220 - 240V
 OUT: 24V - 20W
 500 mA, 1-12 Power LED



16,5 x 4,5 x 3,5 cm  5,6 cm SELV  IGBT-TRIAC 



EGOLUCE s.r.l., via I. Newton 12 - 20016 Pero - Milano
 telefono +39 02 339586.1 - fax. +39 02 3535112
 e-mail: info@egoluce.com - http://www.egoluce.com