

LED DRIVERS in corrente continua
LED DRIVERS constant current
0125**LED driver**

IN: 100 - 240V
 OUT: 350 mA
 1 COB LED (art. 0107)

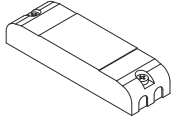


6 x 3,5 x 2 cm 4 cm

SELV

0128**LED driver**

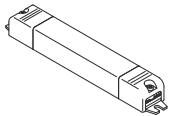
IN: 100 - 240V
 OUT: 350 mA
 1-2 COB LED (art. 0107)



11,6 x 3,4 x 2 cm 4 cm

0136/15**LED driver**

IN: 100 - 240V
 OUT: 350 mA
 1-2 COB LED (art. 0107)

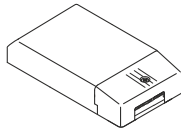


15,8 x 2,2 x 2 cm 3,2 cm

SELV

0169/50**Multipower LED driver**

IN: 220 - 240V
 OUT: 350mA
 1-3 COB LED (art. 0107)

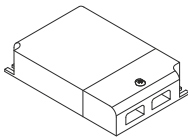


13 x 7,5 x 3 cm 8,5 cm

SELV

DRIVERS DIMMERABILI in corrente continua
DIMMABLE LED DRIVERS constant current
0129 Dimmer LED**Multipower dimmable driver**

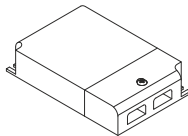
IN: 110 - 240V
 OUT: 350 mA, 1-2 COB LED (art. 0107)



10,5 x 7 x 2,2 cm 7,2 cm SELV

0129/DALI Dimmer LED**Multipower dimmable driver**

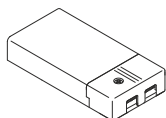
IN: 110 - 240V
 OUT: 350 mA 1-2 COB LED (art. 0107)



10,5 x 7 x 2,2 cm 7,2 cm SELV

0141/DALI**Multipower dimmable driver**

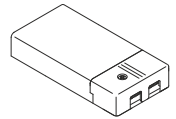
IN: 110 - 240V
 OUT: 350 mA, 1-2 COB LED (art. 0107)



11,1 x 5,2 x 2,5 cm 5,5 cm

0141/DIM**Multipower dimmable driver**

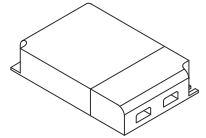
IN: 110 - 240V
 OUT: 350 mA, 1-2 COB LED (art. 0107)

**Versione PUSH non sincronizzabile - PUSH version not synchronizable**

11,1 x 5,2 x 2,5 cm 5,5 cm

0145 Dimmer LED Maxi
Multipower dimmable driver

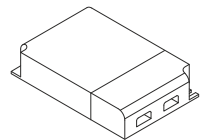
IN: 110 - 240V
 OUT: 350 mA, 1-3 COB LED (art. 0107)



12,3 x 8 x 2,2 cm 8,4 cm SELV

0145/DALI Dimmer LED Maxi
Multipower dimmable driver

IN: 110 - 240V
 OUT: 350 mA, 1-3 COB LED (art. 0107)



12,3 x 8 x 2,2 cm 8,4 cm SELV

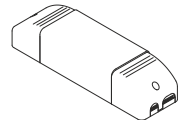
0133

Cavo di sincronizzazione per dimmer LED
 Synchronization cable for dimmer LED
 (art. 0129 - art. 0145 - art. 0145/DALI) L 150 cm

**0726/DIM****LED dimmer**

TAGLIO DI FASE (IGBT-TRIAC, TRAILING EDGE-LEADING EDGE)
 PHASE CUT-OFF (IGBT-TRIAC, TRAILING EDGE-LEADING EDGE)

IN: 220 - 240V
 OUT: 24V - 20W
 350 mA, 1-2 COB LED (art. 0107)

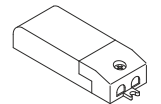


16,5 x 4,5 x 3,5 cm 5,6 cm SELV

0733/DIM**LED dimmer**

Alimentatori elettronici dimmerabili (IGBT-TRIAC) in corrente continua
 Direct current dimmable (TRAILING EDGE-LEADING EDGE) electronic drivers

IN: 220 - 240V
 OUT: 350 mA, 1 COB LED (art. 0107)



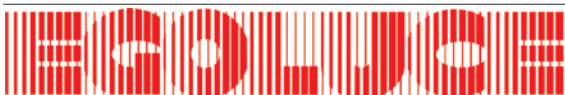
8,7 x 3,8 x 2,1 cm 4,2 cm SELV

UNITA' DI EMERGENZA LED
LED EMERGENCY UNIT
0115/EM**LED Emergency Unit**

Kit Inverter + Battery + LED indicator

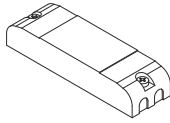



15,5 x 5,2 x 2,5 cm 80 cm 13,5 x 4,5 x 2,3 cm



LED DRIVERS in corrente continua
LED DRIVERS constant current**0127**

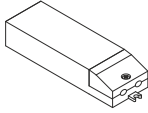
LED driver
IN: 100 - 240V
OUT: 500 mA
1 COB LED (art. 0108)




11,6 x 3,4 x 2 cm  4 cm

**0147/COB**

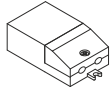
LED driver
IN: 220 - 240V
OUT: 500 mA
1-2 COB LED (art. 0108)




12,5 x 3,8 x 2,4 cm  4,2 cm

**0149/COB**

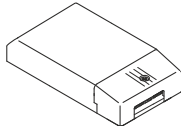
LED driver
IN: 220 - 240V
OUT: 500 mA
1 COB LED (art. 0108)




7,6 x 3,9 x 2,2 cm  4,2 cm

**0169/50**

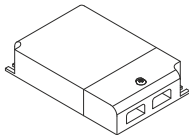
Multipower LED driver
IN: 220 - 240V
OUT: 500mA
1-3 COB LED (art. 0108)



13 x 7,5 x 3 cm  8,5 cm

**DRIVERS DIMMERABILI** in corrente continua
DIMMABLE LED DRIVERS constant current**0129 Dimmer LED**

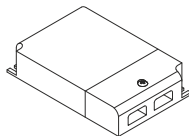
Multipower dimmable driver
IN: 110 - 240V
OUT: 500 mA, 1-2 COB LED (art. 0108)






10,5 x 7 x 2,2 cm  7,2 cm SELV    

0129/DALI Dimmer LED

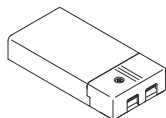
Multipower dimmable driver
IN: 110 - 240V
OUT: 500 mA, 1-2 COB LED (art. 0108)




10,5 x 7 x 2,2 cm  7,2 cm SELV   

0141/DALI

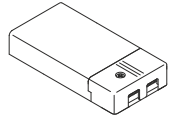
Multipower dimmable driver
IN: 110 - 240V
OUT: 500 mA, 1-2 COB LED (art. 0108)



11,1 x 5,2 x 2,5 cm  5,5 cm

**0141/DIM**

Multipower dimmable driver
IN: 110 - 240V
OUT: 500 mA, 1-2 COB LED (art. 0108)

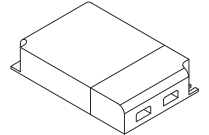


Versione PUSH non sincronizzabile - PUSH version not synchronizable

11,1 x 5,2 x 2,5 cm  5,5 cm    

0145 Dimmer LED Maxi

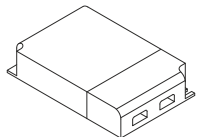
Multipower dimmable driver
IN: 110 - 240V
OUT: 500 mA, 1-3 COB LED (art. 0108)



12,3 x 8 x 2,2 cm  8,4 cm SELV    

0145/DALI Dimmer LED Maxi

Multipower dimmable driver
IN: 110 - 240V
OUT: 500 mA, 1-3 COB LED (art. 0108)



12,3 x 8 x 2,2 cm  8,4 cm SELV     

0133

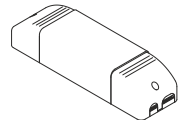
Cavo di sincronizzazione per dimmer LED
Synchronization cable for dimmer LED
(art. 0129 - art. 0145 - art. 0145/DALI)



L 150 cm

0726/DIM

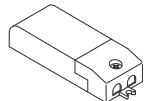
LED dimmer
TAGLIO DI FASE (IGBT-TRIAC, TRAILING EDGE-LEADING EDGE)
PHASE CUT-OFF (IGBT-TRIAC, TRAILING EDGE-LEADING EDGE)
IN: 220 - 240V
OUT: 24V - 20W
500 mA, LED, 1-2 COB LED (art. 0108)



16,5 x 4,5 x 3,5 cm  5,6 cm  IGBT-TRIAC  SELV

0734/DIM

LED dimmer
Alimentatori elettronici dimmerabili (IGBT-TRIAC) in corrente continua
Direct current dimmable (TRAILING EDGE-LEADING EDGE) electronic drivers
IN: 220 - 240V
OUT: 500 mA, 1 COB LED (art. 0108)



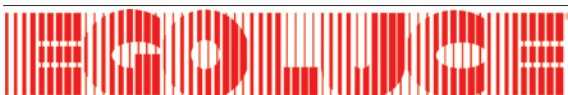
8,7 x 3,8 x 2,1 cm  4,2 cm IGBT-TRIAC  SELV

UNITA' DI EMERGENZA LED
LED EMERGENCY UNIT**0115/EM**

LED Emergency Unit
Kit Inverter + Battery + LED indicator



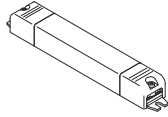
15,5 x 5,2 x 2,5 cm 80 cm 13,5 x 4,5 x 2,3 cm




DRIVERS a tensione costante
DRIVERS constant voltage

0155

LED driver
 IN: 100 - 240V
 OUT: 24V - 13W
 1-2 LED Module 24V

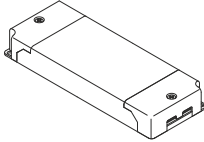



15,8 x 2,2 x 2 cm  3,2 cm

SELV 

0156

LED driver
 IN: 100 - 240V
 OUT: 24V - 25W
 1-5 LED Module 24V



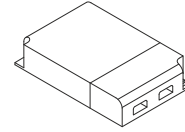
14,5 x 5,5 x 2 cm  6 cm


SELV 

DRIVERS DIMMERABILI a tensione costante
DIMMABLE LED DRIVERS constant voltage

0717/DIM60

Dimmable driver
 IN: 220 - 240V
 OUT: 24V - 60W
 1-6 LED Module 24V

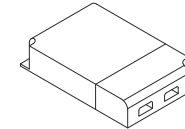



12 x 7,6 x 2,2 cm  8 cm


SELV  

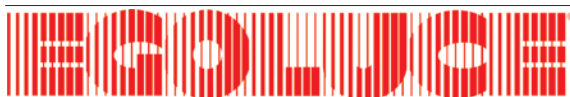
0717/DIM60/V

Dimmable driver
 IN: 220 - 240V
 OUT: 24V - 60W
 1-6 LED Module 24V



12 x 7,6 x 2,2 cm  8 cm

SELV 



EGOLUCE s.r.l, via I.Newton 12 - 20016 Pero - Milano
 telefono +39 02 339586.1 - fax. +39 02 3535112
 e-mail: info@egoluce.com - http://www.egoluce.com