

LED DRIVERS in corrente continua
LED DRIVERS constant current**0125****LED driver**

IN: 100 - 240V
OUT: 350 mA
1 COB LED (art. 0107)



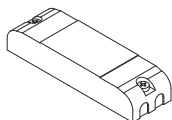
6 x 3,5 x 2 cm



SELV

0128**LED driver**

IN: 100 - 240V
OUT: 350 mA
1-2 COB LED (art. 0107)



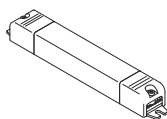
11,6 x 3,4 x 2 cm



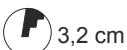
SELV

0136/15**LED driver**

IN: 100 - 240V
OUT: 350 mA
1-2 COB LED (art. 0107)



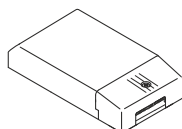
15,8 x 2,2 x 2 cm



SELV

0169/50**Multipower LED driver**

IN: 220 - 240V
OUT: 350mA
1-3 COB LED (art. 0107)



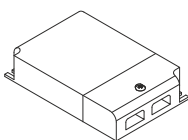
13 x 7,5 x 3 cm



SELV

DRIVERS DIMMERABILI in corrente continua
DIMMABLE LED DRIVERS constant current**0129 Dimmer LED****Multipower dimmable driver**

IN: 110 - 240V
OUT: 350 mA, 1-2 COB LED (art. 0107)



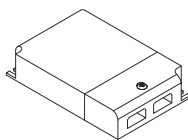
10,5 x 7 x 2,2 cm



SELV

0129/DALI Dimmer LED**Multipower dimmable driver**

IN: 110 - 240V
OUT: 350 mA 1-2 COB LED (art. 0107)



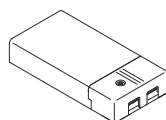
10,5 x 7 x 2,2 cm



SELV

0141/DALI**LED driver**

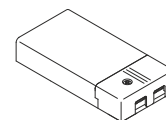
IN: 110 - 240V
OUT: 350 mA, 1-2 COB LED (art. 0107)



11,1 x 5,2 x 2,5 cm

 **0141/DIM****LED driver**

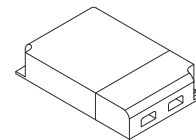
IN: 110 - 240V
OUT: 350 mA, 1-2 COB LED (art. 0107)

**Versione PUSH non sincronizzabile - PUSH version not synchronizable**

11,1 x 5,2 x 2,5 cm

 **0145 Dimmer LED Maxi**
Multipower dimmable driver

IN: 110 - 240V
OUT: 350 mA, 1-3 COB LED (art. 0107)



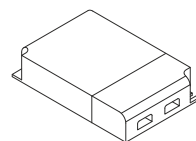
12,3 x 8 x 2,2 cm



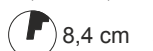
SELV

0145/DALI Dimmer LED Maxi
Multipower dimmable driver

IN: 110 - 240V
OUT: 350 mA, 1-3 COB LED (art. 0107)



12,3 x 8 x 2,2 cm



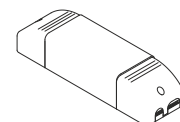
SELV

0133

Cavo di sincronizzazione per dimmer LED
Synchronization cable for dimmer LED
(art. 0129 - art. 0129/DALI - art. 0145 - art. 0145/DALI)
L 150 cm

**0726/DIM****LED dimmer**

TAGLIO DI FASE (IGBT-TRIAC, TRAILING EDGE-LEADING EDGE)
PHASE CUT-OFF (IGBT-TRIAC, TRAILING EDGE-LEADING EDGE)
IN: 220 - 240V
OUT: 24V - 20W
350 mA, 1-2 COB LED (art. 0107)



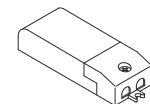
16,5 x 4,5 x 3,5 cm



SELV

0733/DIM**LED dimmer**

Alimentatori elettronici dimmerabili (IGBT-TRIAC) in corrente continua
Direct current dimmable (TRAILING EDGE-LEADING EDGE) electronic drivers
IN: 220 - 240V
OUT: 350 mA, 1 COB LED (art. 0107)



8,7 x 3,8 x 2,1 cm



IGBT-TRIAC SELV

UNITA' DI EMERGENZA LED
LED EMERGENCY UNIT**0115/EM****LED Emergency Unit**

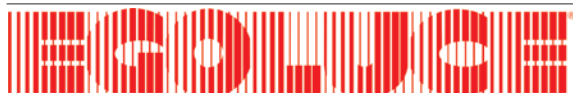
Kit Inverter + Battery + LED indicator



15,5 x 5,2 x 2,5 cm

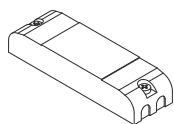
80 cm

13,5 x 4,5 x 2,3 cm



LED DRIVERS in corrente continua
LED DRIVERS constant current**0127**

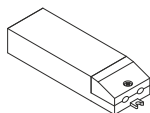
LED driver
IN: 100 - 240V
OUT: 500 mA
1 COB LED (art. 0108)



11,6 x 3,4 x 2 cm 4 cm

0147/COB

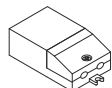
LED driver
IN: 220 - 240V
OUT: 500 mA
1-2 COB LED (art. 0108)



12,5 x 3,8 x 2,4 cm 4,2 cm

0149/COB

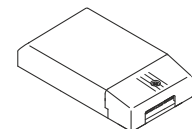
LED driver
IN: 220 - 240V
OUT: 500 mA
1 COB LED (art. 0108)



7,6 x 3,9 x 2,2 cm 4,2 cm

0169/50

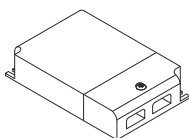
Multipower LED driver
IN: 220 - 240V
OUT: 500mA
1-3 COB LED (art. 0108)



13 x 7,5 x 3 cm 8,5 cm

DRIVERS DIMMERABILI in corrente continua
DIMMABLE LED DRIVERS constant current**0129 Dimmer LED**

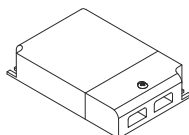
Multipower dimmable driver
IN: 110 - 240V
OUT: 500 mA, 1-2 COB LED (art. 0108)



10,5 x 7 x 2,2 cm 7,2 cm SELV

0129/DALI Dimmer LED

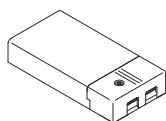
Multipower dimmable driver
IN: 110 - 240V
OUT: 500 mA, 1-2 COB LED (art. 0108)



10,5 x 7 x 2,2 cm 7,2 cm SELV

0141/DALI

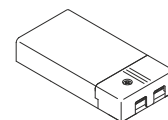
LED driver
IN: 110 - 240V
OUT: 500 mA, 1-2 COB LED (art. 0108)



11,1 x 5,2 x 2,5 cm 5,5 cm

0141/DIM

LED driver
IN: 110 - 240V
OUT: 500 mA, 1-2 COB LED (art. 0108)

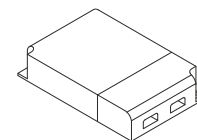


Versione PUSH non sincronizzabile - PUSH version not synchronizable

11,1 x 5,2 x 2,5 cm 5,5 cm

0145 Dimmer LED Maxi
Multipower dimmable driver

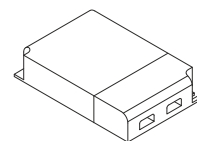
IN: 110 - 240V
OUT: 500 mA, 1-3 COB LED (art. 0108)



12,3 x 8 x 2,2 cm 8,4 cm SELV

0145/DALI Dimmer LED Maxi
Multipower dimmable driver

IN: 110 - 240V
OUT: 500 mA, 1-3 COB LED (art. 0108)



12,3 x 8 x 2,2 cm 8,4 cm SELV

0133

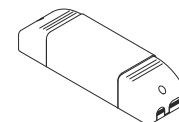
Cavo di sincronizzazione per dimmer LED
Synchronization cable for dimmer LED
(art. 0129 - art. 0129/DALI - art. 0145 - art. 0145/DALI)



L 150 cm

0726/DIM

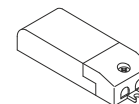
LED dimmer
TAGLIO DI FASE (IGBT-TRIAC, TRAILING EDGE-LEADING EDGE)
PHASE CUT-OFF (IGBT-TRIAC, TRAILING EDGE-LEADING EDGE)
IN: 220 - 240V
OUT: 24V - 20W
500 mA, LED, 1-2 COB LED (art. 0108)



16,5 x 4,5 x 3,5 cm 5,6 cm IGBT-TRIAC

0734/DIM

LED dimmer
Alimentatori elettronici dimmerabili (IGBT-TRIAC) in corrente continua
Direct current dimmable (TRAILING EDGE-LEADING EDGE) electronic drivers
IN: 220 - 240V
OUT: 500 mA, 1 COB LED (art. 0108)



8,7 x 3,8 x 2,1 cm 4,2 cm IGBT-TRIAC

UNITA' DI EMERGENZA LED
LED EMERGENCY UNIT**0115/EM**

LED Emergency Unit
Kit Inverter + Battery + LED indicator



15,5 x 5,2 x 2,5 cm 80 cm 13,5 x 4,5 x 2,3 cm

