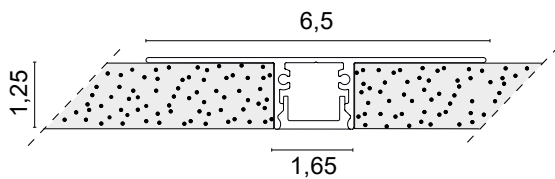








Dimensioni - Dimensions

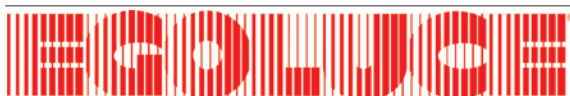

 1,65x301,5 cm

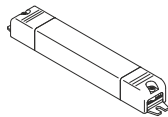
modello: model:	SOLCO	
codice: code:	0244/300/SOL1	
design:	U.T. Egoluce	
anno - year:	2023	
tipologia: tipology:	profilo da incasso recessed profile	
materiali: materials:	corpo in estruso di alluminio, diffusore in policarbonato opalino body in extruded aluminium, diffuser in opal polycarbonate	
luce: light:	diffusa diffuse	
peso netto - net weight:	1,05 Kg	
accessori: accessories:	0245T/SOL1	2 testate di chiusura 2 end stoppers
	5511...	strip LED
sorgente luminosa: light sources:	SOLCO + strip LED 5511.14.4	
	LED code	LED color
	/W 5 mt 24V 14,4W 1890lm/mt	4000K
	/WW 5 mt 24V 14,4W 1730lm/mt	3000K
	/XW 5 mt 24V 14,4W 1680lm/mt	2700K
	SOLCO + strip LED 5511.19.2	
	LED code	LED color
	/W 5 mt 24V 19,2W 2490lm/mt	4000K
	/WW 5 mt 24V 19,2W 2310lm/mt	3000K
	/XW 5 mt 24V 19,2W 2220lm/mt	2700K
life	> 50.000 h	
step MacAdam	3	
Indice di Resa Cromatica: Color Rendering Index:	>94	
grado IP - IP grade:	20	
marcatura: marking:	CE	
simboli costruttivi: symbols:	  	

Accessori - Accessories

**0245T/SOL1**

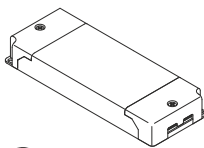
2 testate di chiusura 2 end stoppers



Codice
Articolo**DRIVERS a tensione costante**
DRIVERS constant voltage**0155****LED driver**
IN: 100 - 240V
OUT: 24V - 13W

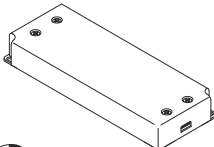
15,8 x 2,2 x 2 cm 3,2 cm

SELV

0156**LED driver**
IN: 100 - 240V
OUT: 24V - 25W

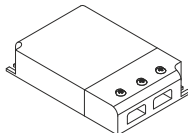
14,5 x 5,5 x 2 cm 6 cm

SELV

0157**LED driver**
IN: 220 - 240V
OUT: 24V - 75W

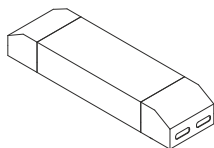
18,4 x 6,1 x 2,9 cm 7 cm

SELV

0160**LED driver**
IN: 220 - 240V
OUT: 24V - 60W

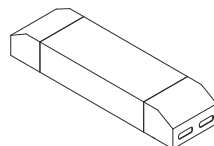
12 x 7,6 x 2,3 cm 8 cm

SELV

0161/100**LED driver**
IN: 220 - 240V
OUT: 24V - 100W

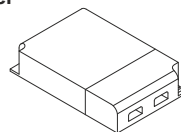
21 x 7,5 x 3,5 cm 8 cm

SELV

0161/150**LED driver**
IN: 220 - 240V
OUT: 24V - 150W

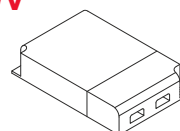
21 x 7,5 x 3,5 cm 8 cm

SELV

Codice
Articolo**DRIVERS DIMMERABILI a tensione costante**
DIMMABLE LED DRIVERS constant voltage**0717/DIM60****Dimmable driver**
IN: 220 - 240V
OUT: 24V - 60W

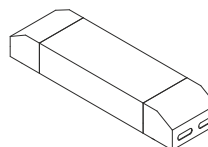
12 x 7,6 x 2,2 cm 8 cm

SELV

0717/DIM60/V**Dimmable driver**
IN: 220 - 240V
OUT: 24V - 60W

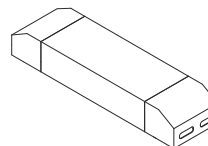
12 x 7,6 x 2,2 cm 8 cm

SELV

0717/DIM100**Dimmable driver**
IN: 220 - 240V
OUT: 24V - 100W


21 x 7,5 x 3,5 cm 8,2 cm

SELV

0717/DIM150**Dimmable driver**
IN: 220 - 240V
OUT: 24V - 150W

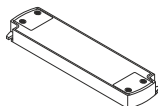

21 x 7,5 x 3,5 cm 8,2 cm

SELV

EGOLUCE s.r.l., via I. Newton 12 - 20016 Pero - Milano
telefono +39 02 339586.1 - fax. +39 02 3535112
e-mail: info@egoluce.com - http://www.egoluce.com

Codice
Articolo**DRIVERS DIMMERABILI a tensione costante**
DIMMABLE LED DRIVERS constant voltage**0727/DIM30**

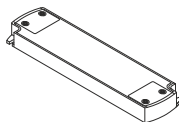

Dimmable driver

TAGLIO DI FASE (TRAILING EDGE-LEADING EDGE)
PHASE CUT-OFF (TRAILING EDGE-LEADING EDGE)IN: 220 - 240V
OUT: 24V - 30W15,8 x 4,6 x 1,9 cm  4,9 cm

SELV TRIAC

0727/DIM50

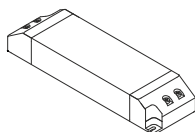

Dimmable driver

TAGLIO DI FASE (TRAILING EDGE-LEADING EDGE)
PHASE CUT-OFF (TRAILING EDGE-LEADING EDGE)IN: 220 - 240V
OUT: 24V - 50W17,7 x 5,8 x 2,2 cm  6,1 cm

SELV TRIAC

0727/DIM75

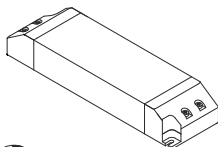

Dimmable driver

TAGLIO DI FASE (TRAILING EDGE-LEADING EDGE)
PHASE CUT-OFF (TRAILING EDGE-LEADING EDGE)IN: 220 - 240V
OUT: 24V - 75W17 x 5,65 x 3,1 cm  6,3 cm

SELV TRIAC

0727/DIM150


Dimmable driver

TAGLIO DI FASE (TRAILING EDGE-LEADING EDGE)
PHASE CUT-OFF (TRAILING EDGE-LEADING EDGE)IN: 220 - 240V
OUT: 24V - 150W19,5 x 6,7 x 3,15 cm  7,4 cm

SELV TRIAC

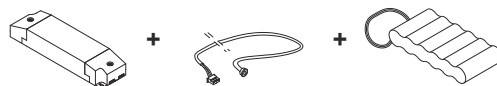
Codice
Articolo**DIMMER a tensione costante**
DIMMER constant voltage**0110/DIM**

LED dimmer

IN: 12/24/48V max 12A
OUT: 12/24/48V16,4 x 3,8 x 2,5 cm  4,4 cm**UNITÀ DI EMERGENZA LED**
LED EMERGENCY UNIT**0115/EM**

LED Emergency Unit

Kit Inverter + Battery + LED indicator



15,5 x 5,2 x 2,5 cm

80 cm

13,5 x 4,5 x 2,3 cm

0115/EM/3

LED Emergency Unit


Kit Inverter + Battery + LED indicator 3h



15,5 x 5,2 x 2,5 cm

80 cm

19,8 x 6,5 x 3,3 cm



La presente scheda tecnica è di proprietà di EGOLUCE srl. Tutti i diritti sono riservati. Le fotografie, le descrizioni degli apparecchi, i disegni quotati ed i valori fotometrici menzionati sono a titolo indicativo e non costituiscono alcun impegno per la nostra società che si riserva di apportare, in qualsiasi momento e senza preavviso, tutte le modifiche che riterrà opportune.

EGOLUCE s.r.l., via I. Newton 12 - 20016 Pero - Milano
telefono +39 02 339586.1 - fax. +39 02 3535112
e-mail: info@egoluce.com - http://www.egoluce.com