


Dischetto reggi lampadina
Bulb stopper

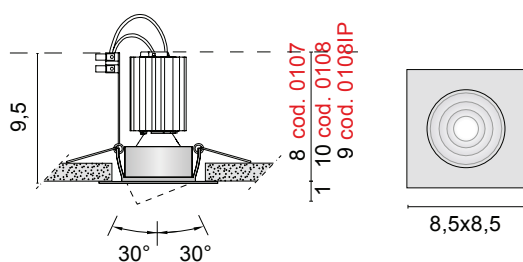


0183/ST

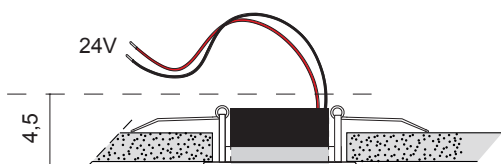
0183/TR

Dimensioni - Dimensions

GEKO 6048 + COB LED



GEKO 6048 + 24V LED MODULE



7,5 cm

modello:
model:

GEKO ADJUSTABLE QUADRO

codice:
code:

6048

design:

U.T. EgoLuce

anno - year:

2016

tipologia:
typology:

faretto orientabile ad incasso
adjustable recessed spotlight

materiali:
materials:

alluminio pressofuso
die-cast aluminum

luce:

diretta

light:

direct

finiture - finishes:

.01 bianco	.01 white
.02 nero	.02 black
.21 dorato lucido	.21 shiny golded
.25 dorato satinato	.25 satin golded
.31 cromato	.31 chromed
.32 nickel satinato	.32 satin nickel

sorgente luminosa:
light sources:

6048 + COB LED

LED code	optic beams		LED color
0107/XW	/24 /40 /60	5,9W 17V 350mA	896lm 2700K
0107/WW	/24 /40 /60	5,9W 17V 350mA	939lm 3000K
0107/W	/24 /40 /60	5,9W 17V 350mA	975lm 4000K
0108/XW	/24 /40 /60	8,7W 17,5V 500mA	1244lm 2700K
0108/WW	/24 /40 /60	8,7W 17,5V 500mA	1303lm 3000K
0108/W	/24 /40 /60	8,7W 17,5V 500mA	1353lm 4000K
0108IP/XW (IP54)	/24 /38 /58	8,7W 17,5V 500mA	1244lm 2700K
0108IP/WW (IP54)	/24 /38 /58	8,7W 17,5V 500mA	1303lm 3000K
0108IP/W (IP54)	/24 /38 /58	8,7W 17,5V 500mA	1353lm 4000K

6048 + 24V LED MODULE

LED code	optic beams		LED color
0107/24V/XW	120°	4W 24V	562lm 2700K
0107/24V/WW	120°	4W 24V	608lm 3000K
0107/24V/W	120°	4W 24V	658lm 4000K

optional:

dischetto reggi lampadina
bulb stopper
0183/ST satinato satin
0183/TR trasparente transparent

grado IP - IP grade:

20

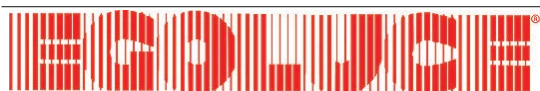
peso netto - net weight:

0,10 Kg

marcatura:
marking:

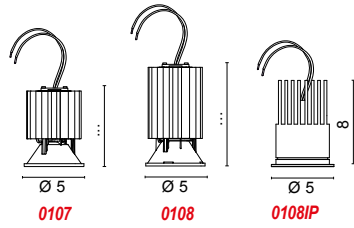


simboli costruttivi:
symbols:



EGOLUCE s.r.l., via I. Newton 12 - 20016 Pero - Milano
telefono +39 02 339586.1 - fax. +39 02 3535112
e-mail: info@egoluce.com - http://www.egoluce.com

MODULI COB LED COB LED MODULES

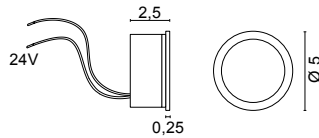


Color temperature	Optics	COB LED light source	Im source	Im output
0107/W	4000K /24 /40 /60 /ST	5,9W 17V 350mA	885lm	695lm
0107/WW	3000K /24 /40 /60 /ST	5,9W 17V 350mA	836lm	657lm
0107/XW	2700K /24 /40 /60 /ST	5,9W 17V 350mA	800lm	629lm
0108/W	4000K /24 /40 /60 /ST	8,7W 17,5V 500mA	1223lm	957lm
0108/WW	3000K /24 /40 /60 /ST	8,7W 17,5V 500mA	1156lm	905lm
0108/XW	2700K /24 /40 /60 /ST	8,7W 17,5V 500mA	1106lm	865lm
0108IP/W	4000K /24 /38 /58	IP54 8,7W 17,5V 500mA	1223lm	957lm
0108IP/WW	3000K /24 /38 /58	IP54 8,7W 17,5V 500mA	1156lm	905lm
0108IP/XW	2700K /24 /38 /58	IP54 8,7W 17,5V 500mA	1106lm	865lm



Solo collegamento in serie
Only serial connection

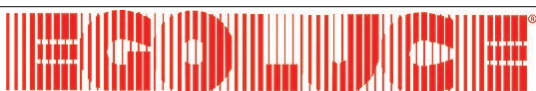
MODULI LED 24V 24V LED MODULES



Color temperature	Optic	Light sources	Im
0107/24V/W	4000K 120°	24V 4W	658lm
0107/24V/WW	3000K 120°	24V 4W	608lm
0107/24V/XW	2700K 120°	24V 4W	562lm



Solo collegamento in parallelo
Only parallel connection



EGOLUCE s.r.l., via I.Newton 12 - 20016 Pero - Milano
telefono +39 02 339586.1 - fax. +39 02 3535112
e-mail: info@egoluce.com - http://www.egoluce.com

LED DRIVERS in corrente continua LED DRIVERS constant current

0125

LED driver

IN: 100 - 240V
OUT: 350 mA
1 COB LED (art. 0107)



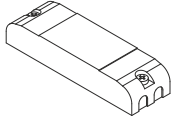
6 x 3,5 x 2 cm 4 cm

SELV

0128

LED driver

IN: 100 - 240V
OUT: 350 mA
1-2 COB LED (art. 0107)



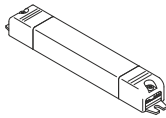
11,6 x 3,4 x 2 cm 4 cm

CLASS 2

0136/15

LED driver

IN: 100 - 240V
OUT: 350 mA
1-2 COB LED (art. 0107)



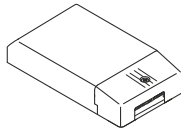
15,8 x 2,2 x 2 cm 3,2 cm

SELV

0169/50

Multipower LED driver

IN: 220 - 240V
OUT: 350mA
1-3 COB LED (art. 0107)



13 x 7,5 x 3 cm 8,5 cm

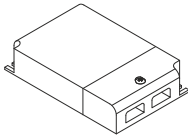
SELV

DRIVERS DIMMERABILI in corrente continua DIMMABLE LED DRIVERS constant current

0129 Dimmer LED

Multipower dimmable driver

IN: 110 - 240V
OUT: 350 mA, 1-2 COB LED (art. 0107)

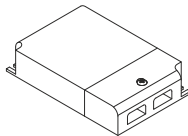


10,5 x 7 x 2,2 cm 7,2 cm SELV

0129/DALI Dimmer LED

Multipower dimmable driver

IN: 110 - 240V
OUT: 350 mA 1-2 COB LED (art. 0107)

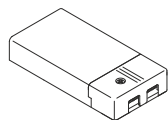


10,5 x 7 x 2,2 cm 7,2 cm SELV

0141/DALI

Multipower dimmable driver

IN: 110 - 240V
OUT: 350 mA, 1-2 COB LED (art. 0107)

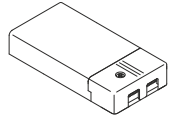


11,1 x 5,2 x 2,5 cm 5,5 cm

0141/DIM

Multipower dimmable driver

IN: 110 - 240V
OUT: 350 mA, 1-2 COB LED (art. 0107)



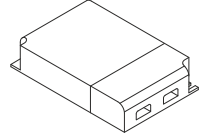
Versione PUSH non sincronizzabile - PUSH version not synchronizable

11,1 x 5,2 x 2,5 cm 5,5 cm

0145 Dimmer LED Maxi

Multipower dimmable driver

IN: 110 - 240V
OUT: 350 mA, 1-3 COB LED (art. 0107)

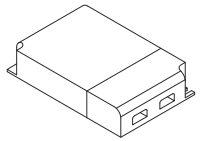


12,3 x 8 x 2,2 cm 8,4 cm SELV

0145/DALI Dimmer LED Maxi

Multipower dimmable driver

IN: 110 - 240V
OUT: 350 mA, 1-3 COB LED (art. 0107)



12,3 x 8 x 2,2 cm 8,4 cm SELV

0133

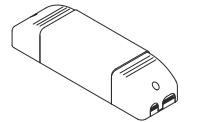
Cavo di sincronizzazione per dimmer LED
Synchronization cable for dimmer LED
(art. 0129 - art. 0145 - art. 0145/DALI) L 150 cm



0726/DIM

LED dimmer

TAGLIO DI FASE (IGBT-TRIAC, TRAILING EDGE-LEADING EDGE)
PHASE CUT-OFF (IGBT-TRIAC, TRAILING EDGE-LEADING EDGE)
IN: 220 - 240V
OUT: 24V - 20W
350 mA, 1-2 COB LED (art. 0107)



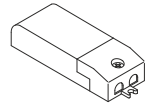
16,5 x 4,5 x 3,5 cm 5,6 cm SELV

0733/DIM

LED dimmer

Alimentatori elettronici dimmerabili (IGBT-TRIAC) in corrente continua
Direct current dimmable (TRAILING EDGE-LEADING EDGE) electronic drivers

IN: 220 - 240V
OUT: 350 mA, 1 COB LED (art. 0107)



8,7 x 3,8 x 2,1 cm 4,2 cm SELV

UNITA' DI EMERGENZA LED LED EMERGENCY UNIT

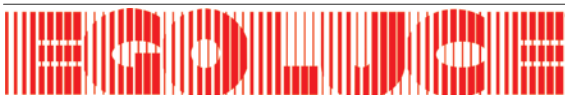
0115/EM

LED Emergency Unit

Kit Inverter + Battery + LED indicator

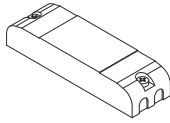


15,5 x 5,2 x 2,5 cm 80 cm 13,5 x 4,5 x 2,3 cm



LED DRIVERS in corrente continua
LED DRIVERS constant current**0127**

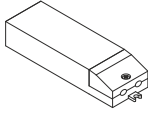
LED driver
IN: 100 - 240V
OUT: 500 mA
1 COB LED (art. 0108)



11,6 x 3,4 x 2 cm 4 cm

0147/COB

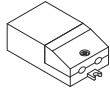
LED driver
IN: 220 - 240V
OUT: 500 mA
1-2 COB LED (art. 0108)



12,5 x 3,8 x 2,4 cm 4,2 cm

0149/COB

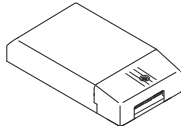
LED driver
IN: 220 - 240V
OUT: 500 mA
1 COB LED (art. 0108)



7,6 x 3,9 x 2,2 cm 4,2 cm

0169/50

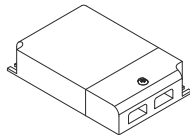
Multipower LED driver
IN: 220 - 240V
OUT: 500mA
1-3 COB LED (art. 0108)



13 x 7,5 x 3 cm 8,5 cm

DRIVERS DIMMERABILI in corrente continua
DIMMABLE LED DRIVERS constant current**0129 Dimmer LED**

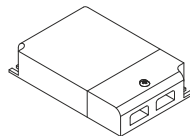
Multipower dimmable driver
IN: 110 - 240V
OUT: 500 mA, 1-2 COB LED (art. 0108)



10,5 x 7 x 2,2 cm 7,2 cm SELV

0129/DALI Dimmer LED

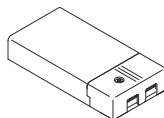
Multipower dimmable driver
IN: 110 - 240V
OUT: 500 mA, 1-2 COB LED (art. 0108)



10,5 x 7 x 2,2 cm 7,2 cm SELV

0141/DALI

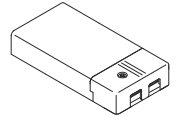
Multipower dimmable driver
IN: 110 - 240V
OUT: 500 mA, 1-2 COB LED (art. 0108)



11,1 x 5,2 x 2,5 cm 5,5 cm

0141/DIM

Multipower dimmable driver
IN: 110 - 240V
OUT: 500 mA, 1-2 COB LED (art. 0108)

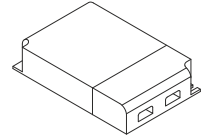


Versione PUSH non sincronizzabile - PUSH version not synchronizable

11,1 x 5,2 x 2,5 cm 5,5 cm

0145 Dimmer LED Maxi

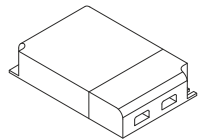
Multipower dimmable driver
IN: 110 - 240V
OUT: 500 mA, 1-3 COB LED (art. 0108)



12,3 x 8 x 2,2 cm 8,4 cm SELV

0145/DALI Dimmer LED Maxi

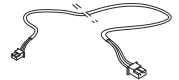
Multipower dimmable driver
IN: 110 - 240V
OUT: 500 mA, 1-3 COB LED (art. 0108)



12,3 x 8 x 2,2 cm 8,4 cm SELV

0133

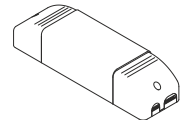
Cavo di sincronizzazione per dimmer LED
Synchronization cable for dimmer LED
(art. 0129 - art. 0145 - art. 0145/DALI)



L 150 cm

0726/DIM

LED dimmer
TAGLIO DI FASE (IGBT-TRIAC, TRAILING EDGE-LEADING EDGE)
PHASE CUT-OFF (IGBT-TRIAC, TRAILING EDGE-LEADING EDGE)
IN: 220 - 240V
OUT: 24V - 20W
500 mA, LED, 1-2 COB LED (art. 0108)

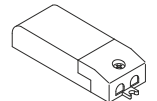


16,5 x 4,5 x 3,5 cm 5,6 cm IGBT-TRIAC SELV

0734/DIM

LED dimmer
Alimentatori elettronici dimmerabili (IGBT-TRIAC) in corrente continua
Direct current dimmable (TRAILING EDGE-LEADING EDGE) electronic drivers

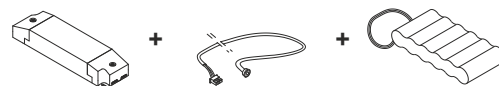
IN: 220 - 240V
OUT: 500 mA, 1 COB LED (art. 0108)



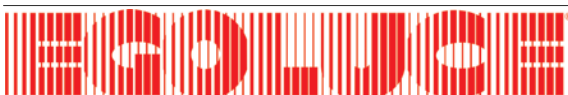
8,7 x 3,8 x 2,1 cm 4,2 cm IGBT-TRIAC SELV

UNITA' DI EMERGENZA LED
LED EMERGENCY UNIT**0115/EM**

LED Emergency Unit
Kit Inverter + Battery + LED indicator

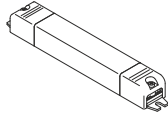



15,5 x 5,2 x 2,5 cm 80 cm 13,5 x 4,5 x 2,3 cm



DRIVERS a tensione costante
DRIVERS constant voltage
0155

LED driver
 IN: 100 - 240V
 OUT: 24V - 13W
 1-2 LED Module 24V

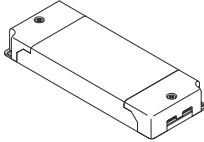



15,8 x 2,2 x 2 cm  3,2 cm

SELV 

0156

LED driver
 IN: 100 - 240V
 OUT: 24V - 25W
 1-5 LED Module 24V

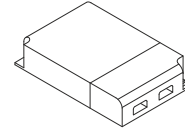



14,5 x 5,5 x 2 cm  6 cm

SELV 

DRIVERS DIMMERABILI a tensione costante
DIMMABLE LED DRIVERS constant voltage
0717/DIM60

Dimmable driver
 IN: 220 - 240V
 OUT: 24V - 60W
 1-6 LED Module 24V

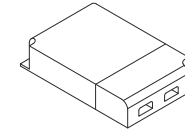



12 x 7,6 x 2,2 cm  8 cm


SELV  

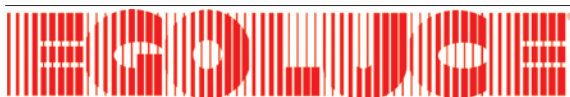
0717/DIM60/V

Dimmable driver
 IN: 220 - 240V
 OUT: 24V - 60W
 1-6 LED Module 24V



12 x 7,6 x 2,2 cm  8 cm

SELV 



EGOLUCE s.r.l, via I.Newton 12 - 20016 Pero - Milano
 telefono +39 02 339586.1 - fax. +39 02 3535112
 e-mail: info@egoluce.com - <http://www.egoluce.com>