

Dischetto reggi lampadina  
Bulb stopper



modello:  
model:

**GEKO QUADRO  
ADJUSTABLE**

codice:  
code:

**6048**

design:

**UT Egoluce**

anno - year:

**2016**

tipologia:  
typology:

**faretto orientabile ad incasso  
adjustable recessed spotlight**

materiali:  
materials:

**alluminio pressofuso  
die-cast aluminum**

luce:

**diretta**

light:

**direct**

finiture - finishes:

<b>.01 bianco</b>	<b>.01 white</b>
<b>.02 nero</b>	<b>.02 black</b>
<b>.21 dorato lucido</b>	<b>.21 shiny golded</b>
<b>.25 dorato satinato</b>	<b>.25 satin golded</b>
<b>.31 cromato</b>	<b>.31 chromed</b>
<b>.32 nickel satinato</b>	<b>.32 satin nickel</b>

sorgente luminosa:  
light sources:

**6048 + COB LED**

LED code	optic degree		LED color
<b>0107/XW</b>	<b>/24 /40 /60</b>	6,1W 17,3V 350mA	896lm 2700K
<b>0107/WW</b>	<b>/24 /40 /60</b>	6,1W 17,3V 350mA	939lm 3000K
<b>0107/W</b>	<b>/24 /40 /60</b>	6,1W 17,3V 350mA	975lm 4000K
<b>0108/XW</b>	<b>/24 /40 /60</b>	8,9W 17,8V 500mA	1244lm 2700K
<b>0108/WW</b>	<b>/24 /40 /60</b>	8,9W 17,8V 500mA	1303lm 3000K
<b>0108/W</b>	<b>/24 /40 /60</b>	8,9W 17,8V 500mA	1353lm 4000K
<b>0108/XW/IP (IP44)</b>	<b>/24 /38 /58</b>	8,9W 17,8V 500mA	1244lm 2700K
<b>0108/WW/IP (IP44)</b>	<b>/24 /38 /58</b>	8,9W 17,8V 500mA	1303lm 3000K
<b>0108/W/IP (IP44)</b>	<b>/24 /38 /58</b>	8,9W 17,8V 500mA	1353lm 4000K

**6048 + POWER LED**

LED code	optic degree		LED color
<b>0121</b>	<b>25°</b>	3x3W 700mA	846lm 4000K
<b>0123</b>	<b>25°</b>	3x3W 700mA	804lm 3000K

optionals:

**dischetto reggi lampadina  
bulb stopper**  
**0183/ST satinato satin**  
**0183/TR trasparente transparent**

grado IP - IP grade:

**20**

peso netto - net weight:

**0,10Kg**

marcatura:

marking:



simboli costruttivi:

symbols:

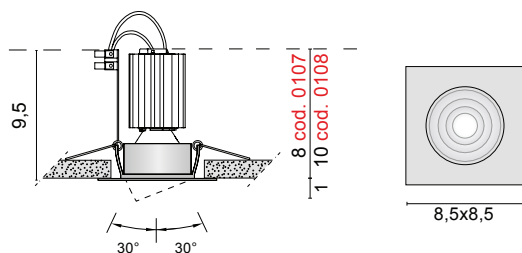


**SOLO COLLEGAMENTO IN SERIE - ONLY SERIAL CONNECTION**

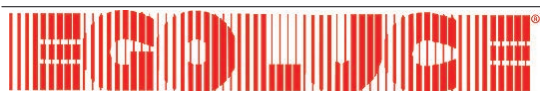
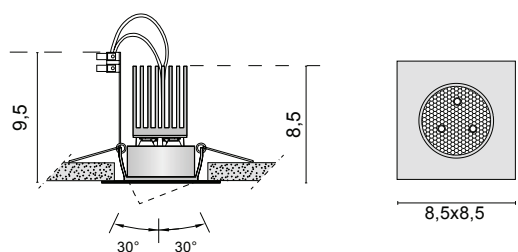
## Dimensioni - Dimensions

7,5 cm

### GEKO QUADRO + COB LED



### GEKO QUADRO + POWER LED



EGOLUCE s.r.l., via I.Newton 12 - 20016 Pero - Milano  
telefono +39 02 339586.1 - fax. +39 02 3535112  
e-mail: info@egoluce.com - http://www.egoluce.com

## Drivers x COB LED 350mA (art. 0107)

**LED DRIVERS** in corrente continua  
**LED DRIVERS** constant current**0125****LED driver**

IN: 100 - 240V  
OUT: 350 mA  
1 COB LED (art. 0107)



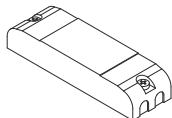
6 x 3,5 x 2 cm



SELV

**0128****LED driver**

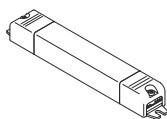
IN: 100 - 240V  
OUT: 350 mA  
1-2 COB LED (art. 0107)



11,6 x 3,4 x 2 cm

SELV **CLASS 2****0136/15****LED driver**

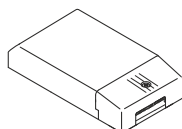
IN: 100 - 240V  
OUT: 350 mA  
1-2 COB LED (art. 0107)



15,8 x 2,2 x 2 cm

SELV **CLASS 2****0169/50****Multipower LED driver**

IN: 220 - 240V  
OUT: 350mA  
1-3 COB LED (art. 0107)



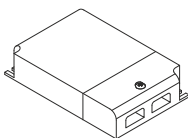
13 x 7,5 x 3 cm



SELV

**DRIVERS DIMMERABILI** in corrente continua  
**DIMMABLE LED DRIVERS** constant current**0129 Dimmer LED****Multipower dimmable driver**

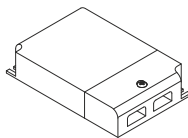
IN: 110 - 240V  
OUT: 350 mA, 1-2 COB LED (art. 0107)



10,5 x 7 x 2,2 cm

SELV **PUSH** **1...10 V** **CLASS 2****0129/DALI Dimmer LED****Multipower dimmable driver**

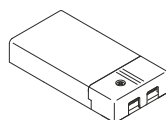
IN: 110 - 240V  
OUT: 350 mA 1-2 COB LED (art. 0107)



10,5 x 7 x 2,2 cm

SELV **DALI** **CLASS 2****0141/DALI****LED driver**

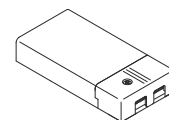
IN: 110 - 240V  
OUT: 350 mA, 1-2 COB LED (art. 0107)



11,1 x 5,2 x 2,5 cm

**DALI** **CLASS 2****0141/DIM****LED driver**

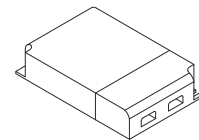
IN: 110 - 240V  
OUT: 350 mA, 1-2 COB LED (art. 0107)

**Versione PUSH non sincronizzabile - PUSH version not synchronizable**

11,1 x 5,2 x 2,5 cm

**PUSH** **1...10 V** **CLASS 2****0145 Dimmer LED Maxi**  
**Multipower dimmable driver**

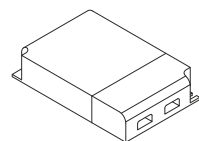
IN: 110 - 240V  
OUT: 350 mA, 1-3 COB LED (art. 0107)



12,3 x 8 x 2,2 cm

SELV **PUSH** **1...10 V** **CLASS 2****0145/DALI Dimmer LED Maxi**  
**Multipower dimmable driver**

IN: 110 - 240V  
OUT: 350 mA, 1-3 COB LED (art. 0107)



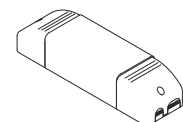
12,3 x 8 x 2,2 cm

SELV **DALI** **PUSH** **1...10 V** **CLASS 2****0133**

Cavo di sincronizzazione per dimmer LED  
Synchronization cable for dimmer LED  
(art. 0129 - art. 0129/DALI - art. 0145 - art. 0145/DALI)  
L 150 cm

**0726/DIM****LED dimmer**

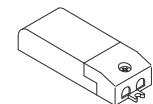
TAGLIO DI FASE (IGBT-TRIAC, TRAILING EDGE-LEADING EDGE)  
PHASE CUT-OFF (IGBT-TRIAC, TRAILING EDGE-LEADING EDGE)  
IN: 220 - 240V  
OUT: 24V - 20W  
350 mA, 1-2 COB LED (art. 0107)



16,5 x 4,5 x 3,5 cm

**PUSH** **IGBT-TRIAC** **CLASS 2****0733/DIM****LED dimmer**

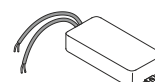
Alimentatori elettronici dimmerabili (IGBT-TRIAC) in corrente continua  
Direct current dimmable (TRAILING EDGE-LEADING EDGE) electronic drivers  
IN: 220 - 240V  
OUT: 350 mA, 1 COB LED (art. 0107)



8,7 x 3,8 x 2,1 cm

**IGBT-TRIAC** **CLASS 2****IP LED DRIVERS** in corrente continua  
**IP LED DRIVERS** constant current**0031/IP****LED driver**

IN: 220 - 240V  
OUT: 350 mA  
1-2 COB LED (art. 0107)



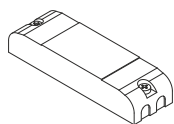
3,9 x 8 x 2 cm

**IP67** SELV

## Drivers x COB LED 500mA (art. 0108)

**LED DRIVERS** in corrente continua  
**LED DRIVERS** constant current**0127**

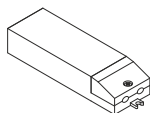
**LED driver**  
IN: 100 - 240V  
OUT: 500 mA  
1 COB LED (art. 0108)



11,6 x 3,4 x 2 cm 4 cm

**0147/COB**

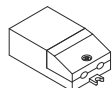
**LED driver**  
IN: 220 - 240V  
OUT: 500 mA  
1-2 COB LED (art. 0108)



12,5 x 3,8 x 2,4 cm 4,2 cm

**0149/COB**

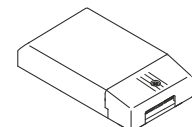
**LED driver**  
IN: 220 - 240V  
OUT: 500 mA  
1 COB LED (art. 0108)



7,6 x 3,9 x 2,2 cm 4,2 cm

**0169/50**

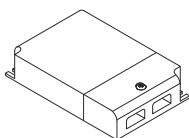
**Multipower LED driver**  
IN: 220 - 240V  
OUT: 500mA  
1-3 COB LED (art. 0108)



13 x 7,5 x 3 cm 8,5 cm

**DRIVERS DIMMERABILI** in corrente continua  
**DIMMABLE LED DRIVERS** constant current**0129 Dimmer LED**

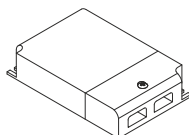
**Multipower dimmable driver**  
IN: 110 - 240V  
OUT: 500 mA, 1-2 COB LED (art. 0108)



10,5 x 7 x 2,2 cm 7,2 cm SELV

**0129/DALI Dimmer LED**

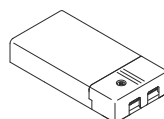
**Multipower dimmable driver**  
IN: 110 - 240V  
OUT: 500 mA, 1-2 COB LED (art. 0108)



10,5 x 7 x 2,2 cm 7,2 cm SELV

**0141/DALI**

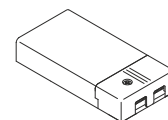
**LED driver**  
IN: 110 - 240V  
OUT: 500 mA, 1-2 COB LED (art. 0108)



11,1 x 5,2 x 2,5 cm 5,5 cm

**0141/DIM**

**LED driver**  
IN: 110 - 240V  
OUT: 500 mA, 1-2 COB LED (art. 0108)

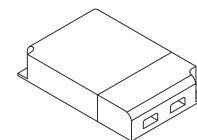


Versione PUSH non sincronizzabile - PUSH version not synchronizable

11,1 x 5,2 x 2,5 cm 5,5 cm

**0145 Dimmer LED Maxi**  
**Multipower dimmable driver**

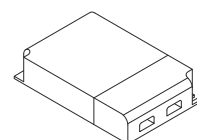
IN: 110 - 240V  
OUT: 500 mA, 1-3 COB LED (art. 0108)



12,3 x 8 x 2,2 cm 8,4 cm SELV

**0145/DALI Dimmer LED Maxi**  
**Multipower dimmable driver**

IN: 110 - 240V  
OUT: 500 mA, 1-3 COB LED (art. 0108)



12,3 x 8 x 2,2 cm  
 8,4 cm SELV

**0133**

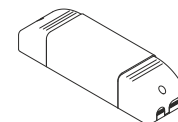
Cavo di sincronizzazione per dimmer LED  
Synchronization cable for dimmer LED  
(art. 0129 - art. 0129/DALI - art. 0145 - art. 0145/DALI)



L 150 cm

**0726/DIM**

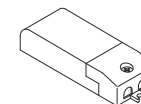
**LED dimmer**  
TAGLIO DI FASE (IGBT-TRIAC, TRAILING EDGE-LEADING EDGE)  
PHASE CUT-OFF (IGBT-TRIAC, TRAILING EDGE-LEADING EDGE)  
IN: 220 - 240V  
OUT: 24V - 20W  
500 mA, LED, 1-2 COB LED (art. 0108)



16,5 x 4,5 x 3,5 cm 5,6 cm IGBT-TRIAC SELV

**0734/DIM**

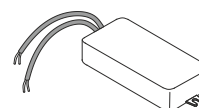
**LED dimmer**  
Alimentatori elettronici dimmerabili (IGBT-TRIAC) in corrente continua  
Direct current dimmable (TRAILING EDGE-LEADING EDGE) electronic drivers  
IN: 220 - 240V  
OUT: 500 mA, 1 COB LED (art. 0108)



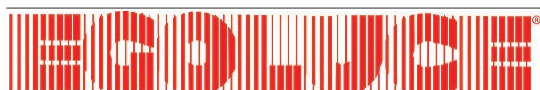
8,7 x 3,8 x 2,1 cm 4,2 cm IGBT-TRIAC SELV

**IP LED DRIVERS** in corrente continua  
**IP LED DRIVERS** constant current**0143/IP**

**LED driver**  
IN: 220 - 240V  
OUT: 500 mA  
1 COB LED (art. 0108)



8,2 x 3,9 x 2 cm 4,5 cm IP67 SELV



La presente scheda tecnica è di proprietà di EGOLUCE srl. Tutti i diritti sono riservati. Le fotografie, le descrizioni degli apparecchi, i disegni quotati ed i valori fotometrici menzionati sono a titolo indicativo e non costituiscono alcun impegno per la nostra società che si riserva di apportare, in qualsiasi momento e senza preavviso, tutte le modifiche che riterrà opportune.

EGOLUCE s.r.l, via I. Newton 12 - 20016 Pero - Milano  
telefono +39 02 339586.1 - fax. +39 02 3535112  
e-mail: info@egoluce.com - http://www.egoluce.com

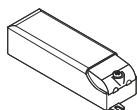
## Drivers x POWER LED 700mA 3x3W (art. 0121 - 0123)

**LED DRIVERS** in corrente continua  
**LED DRIVERS** constant current**0126****LED driver**

IN: 110 - 240V

OUT: 700 mA

1-2 Power LED 3x3W (art. 0121 - 0123)



SELV CLASS 2

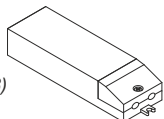
11,2 x 3,9 x 2,8 cm 4,8 cm

**0148/COB****LED driver**

IN: 220 - 240V

OUT: 700 mA

1-3 Power LED 3x3W (art. 0121 - 0123)



12,5 x 3,8 x 2,4 cm 4,2 cm

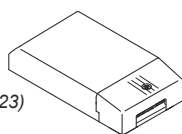
SELV

**0169/50****Multipower LED driver**

IN: 220 - 240V

OUT: 700mA

min. 2 - max 5 Power LED 3x3W (art. 0121 - 0123)



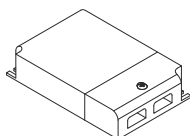
13 x 7,5 x 3 cm 8,5 cm

SELV

**DRIVERS DIMMERABILI** in corrente continua  
**DIMMABLE LED DRIVERS** constant current**0129 Dimmer LED****Multipower dimmable driver**

IN: 110 - 240V

OUT: 700 mA, 1-4 Power LED 3x3W (art. 0121 - 0123)

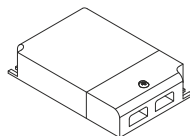


10,5 x 7 x 2,2 cm 7,2 cm SELV

**0129/DALI Dimmer LED****Multipower dimmable driver**

IN: 110 - 240V

OUT: 700 mA, 1-4 Power LED 3x3W (art. 0121 - 0123)

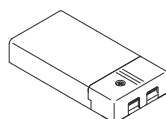


10,5 x 7 x 2,2 cm 7,2 cm SELV

**0141/DALI****LED driver**

IN: 110 - 240V

OUT: 700 mA, 1-2 Power LED 3x3W (art. 0121 - 0123)

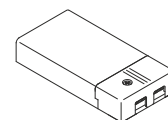


11,1 x 5,2 x 2,5 cm 5,5 cm

**0141/DIM****LED driver**

IN: 110 - 240V

OUT: 700 mA, 1-2 Power LED 3x3W (art. 0121 - 0123)

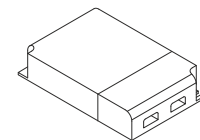
**Versione PUSH non sincronizzabile - PUSH version not synchronizable**

11,1 x 5,2 x 2,5 cm 5,5 cm

**0145 Dimmer LED Maxi****Multipower dimmable driver**

IN: 110 - 240V

OUT: 700 mA, 1-6 Power LED 3x3W (art. 0121 - 0123)

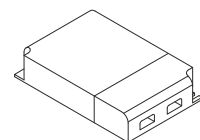


12,3 x 8 x 2,2 cm 8,4 cm SELV

**0145/DALI Dimmer LED Maxi****Multipower dimmable driver**

IN: 110 - 240V

OUT: 700 mA, 1-6 Power LED 3x3W (art. 0121 - 0123)



12,3 x 8 x 2,2 cm

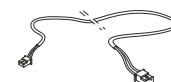
8,4 cm SELV

**0133**

Cavo di sincronizzazione per dimmer LED

Sincronization cable for dimmer LED

(art. 0129 - art. 0129/DALI - art. 0145 - art. 0145/DALI)



L 150 cm

**0726/DIM****LED dimmer**

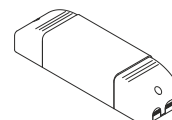
TAGLIO DI FASE (IGBT-TRIAC, TRAILING EDGE-LEADING EDGE)

PHASE CUT-OFF (IGBT-TRIAC, TRAILING EDGE-LEADING EDGE)

IN: 220 - 240V

OUT: 24V - 20W

700 mA, 1-3 Power LED 3x3W (art. 0121 - 0123)



16,5 x 4,5 x 3,5 cm 5,6 cm IGBT-TRIAC

**UNITA' DI EMERGENZA LED**  
**LED EMERGENCY UNIT****UNITA' DI EMERGENZA DISPONIBILE PER COB E POWER LED****EMERGENCY UNIT AVAILABLE FOR COB AND POWER LED****0115/EM****LED Emergency Unit**

Kit Inverter + Battery + LED indicator



15,5 x 5,2 x 2,5 cm 80 cm 13,5 x 4,5 x 2,3 cm

EGOLUCE s.r.l. via I. Newton 12 - 20016 Pero - Milano  
telefono +39 02 339586.1 - fax. +39 02 3535112  
e-mail: info@egoluce.com - http://www.egoluce.com