



modello:
model:

PIX QUADRO

codice:
code:

6323

design:

UT Egoluce

anno - year:

2007

tipologia:

faretto ad incasso

typology:

recessed lamp

materiali:

alluminio

materials:

aluminium

luce:

diretta

light:

direct

sorgente luminosa:

light sources:

LED code optic beams LED color

/XW /11 /25 /45 LED max 1,5W 500mA 199lm 2700K

/WW /11 /25 /45 LED max 1,5W 500mA 210lm 3000K

/W /11 /25 /45 LED max 1,5W 500mA 221lm 4000K

life:

> 50.000 h

step MacAdam:

3

Indice di Resa Cromatica:

>80

Color Rendering Index:

grado IP - IP grade:

40

peso netto - net weight:

0,06 Kg

finiture - finishes:

.01 bianco

.01 white

.32 nichel satinato

.32 nickel mat

optional:

0209 adattatore per doghe
slats adapter

0213 kit: box + plaster traforato
kit: box + perforated plaster

0234 controcassa in materiale plastico
plastic box

marcatura:

CE

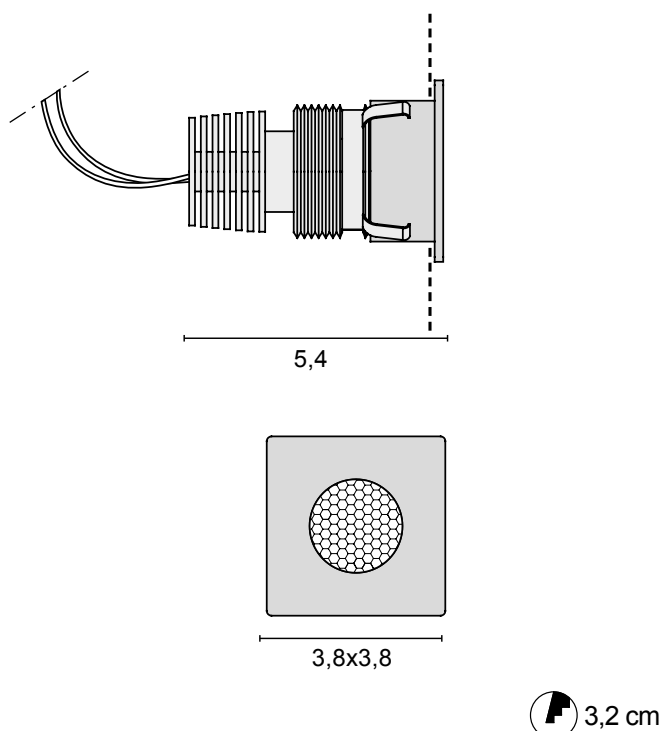
marking:

simboli costruttivi:

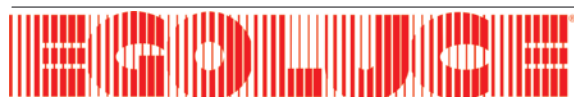
F III IP40  

symbols:

Dimensioni - Dimensions



SOLO COLLEGAMENTO IN SERIE - ONLY SERIAL CONNECTION



EGOLUCE s.r.l., via I. Newton 12 - 20016 Pero - Milano
telefono +39 02 339586.1 - fax. +39 02 3535112
e-mail: info@egoluce.com - http://www.egoluce.com

**0209**

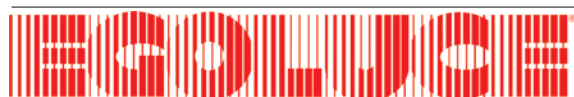
Adattatore per doghe
Slats adapter

**0213**

KIT: box + Plaster

**0234**

Controcassa in materiale plastico
Plastic box

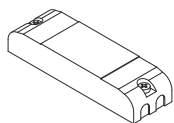



EGOLUCE s.r.l., via I. Newton 12 - 20016 Pero - Milano
telefono +39 02 339586.1 - fax. +39 02 3535112
e-mail: info@egoluce.com - <http://www.egoluce.com>

La presente scheda tecnica è di proprietà di EGOLUCE srl. Tutti i diritti sono riservati. Le fotografie, le descrizioni degli apparecchi, i disegni quotati ed i valori fotometrici menzionati sono a titolo indicativo e non costituiscono alcun impegno per la nostra società che si riserva di apportare, in qualsiasi momento e senza preavviso, tutte le modifiche che riterrà opportune.

LED DRIVERS in corrente continua
LED DRIVERS constant current
0127

LED driver
 IN: 100 - 240V
 OUT: 500 mA
 1-6 Power LED

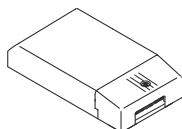



11,6 x 3,4 x 2 cm  4 cm

SELV CLASS 2  

0169/50

Multipower LED driver
 IN: 220 - 240V
 OUT: 500mA
 min. 4 max 15 Power LED

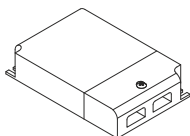


13 x 7,5 x 3 cm  8,5 cm

SELV 

DRIVERS DIMMERABILI in corrente continua
DIMMABLE LED DRIVERS constant current
0129 Dimmer LED

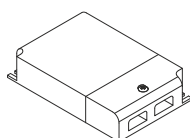
Multipower dimmable driver
 IN: 110 - 240V
 OUT: 500 mA, 1-14 Power LED





10,5 x 7 x 2,2 cm  7,2 cm SELV    

0129/DALI Dimmer LED

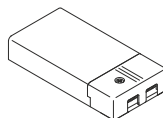
Multipower dimmable driver
 IN: 110 - 240V
 OUT: 500 mA, 2-12 Power LED



10,5 x 7 x 2,2 cm  7,2 cm SELV   

0141/DALI

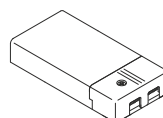
LED driver
 IN: 110 - 240V
 OUT: 500 mA, 1-11 Power LED





11,1 x 5,2 x 2,5 cm  5,5 cm   

0141/DIM

LED driver
 IN: 110 - 240V
 OUT: 500 mA, 1-11 Power LED



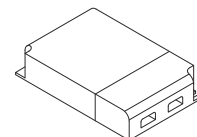
Versione PUSH non sincronizzabile - PUSH version not synchronizable

11,1 x 5,2 x 2,5 cm  5,5 cm    

0145 Dimmer LED Maxi

Multipower dimmable driver

IN: 110 - 240V
 OUT: 500 mA, 1-21 Power LED

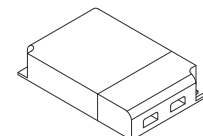


12,3 x 8 x 2,2 cm  8,4 cm SELV    

0145/DALI Dimmer LED Maxi

Multipower dimmable driver

IN: 110 - 240V
 OUT: 500 mA, 1-21 Power LED



12,3 x 8 x 2,2 cm  8,4 cm SELV     

0133

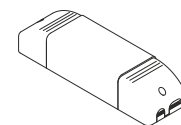
Cavo di sincronizzazione per dimmer LED
 Synchronization cable for LED dimmer
 (art. 0129 - art. 0129/DALI - art. 0145 - art. 0145/DALI)




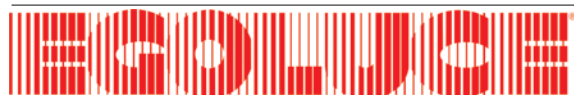
L 150 cm

0726/DIM

LED dimmer
 TAGLIO DI FASE (IGBT-TRIAC, TRAILING EDGE-LEADING EDGE)
 PHASE CUT-OFF (IGBT-TRIAC, TRAILING EDGE-LEADING EDGE)
 IN: 220 - 240V
 OUT: 24V - 20W
 500 mA, 1-12 Power LED



16,5 x 4,5 x 3,5 cm  5,6 cm SELV  IGBT-TRIAC 



EGOLUCE s.r.l., via I. Newton 12 - 20016 Pero - Milano
 telefono +39 02 339586.1 - fax. +39 02 3535112
 e-mail: info@egoluce.com - http://www.egoluce.com