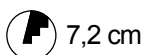
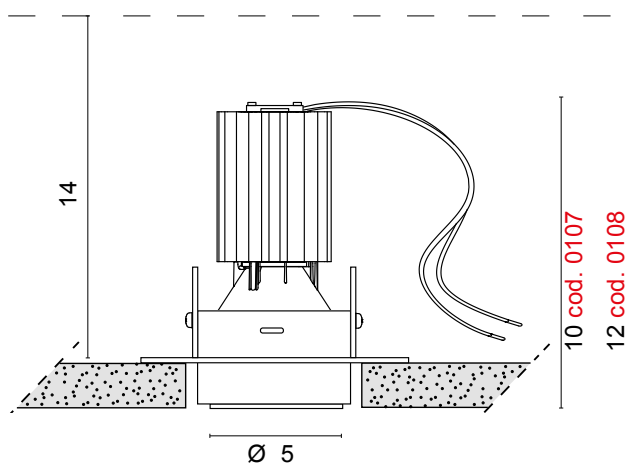




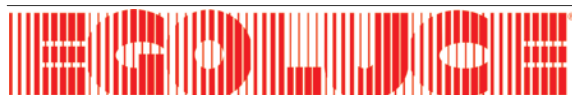
Dimensioni - Dimensions



modello: model:	TANYA
codice: code:	6666
design:	U. T. EgoLuce
anno - year:	2023
tipologia: typology:	faretto da incasso trimless trimless recessed spotlight
materiali: materials:	struttura in ferro zincato, diffusore in metacrilato satinato galvanized iron structure, satin methacrylate diffuser
luce: light:	diffusa diffuse
sorgente luminosa: light sources:	6666 + COB LED

LED code	optics		LED color
0107/XW	/24 /40 /60	6,2W 17,8V 350mA	896lm 2700K
0107/WW	/24 /40 /60	6,2W 17,8V 350mA	939lm 3000K
0107/W	/24 /40 /60	6,2W 17,8V 350mA	975lm 4000K
0108/XW	/24 /40 /60	9,2W 18,4V 500mA	1244lm 2700K
0108/WW	/24 /40 /60	9,2W 18,4V 500mA	1303lm 3000K
0108/W	/24 /40 /60	9,2W 18,4V 500mA	1353lm 4000K
0108/XW/IP (IP54)	/24 /40 /60	9,2W 18,4V 500mA	1244lm 2700K
0108/WW/IP (IP54)	/24 /38 /58	9,2W 18,4V 500mA	1303lm 3000K
0108/W/IP (IP54)	/24 /38 /58	9,2W 18,4V 500mA	1353lm 4000K

life	> 50.000 h
step MacAdam	3
Indice di Resa Cromatica: Color Rendering Index:	>80 CRI>90 su richiesta CRI>90 on request
grado IP . IP grade:	20
finiture: finishes:	.57 diffusore bianco .57 white diffuser
peso netto - net weight:	0,15 Kg
marcatura: marking:	CE
simboli costruttivi: symbols:	   


SOLO COLLEGAMENTO IN SERIE - ONLY SERIAL CONNECTION

EGOLUCE s.r.l, via I. Newton 12 - 20016 Pero - Milano
 telefono +39 02 339586.1 - fax. +39 02 3535112
 e-mail: info@egoluce.com - http://www.egoluce.com

LED DRIVERS in corrente continua
LED DRIVERS constant current**0125****LED driver**

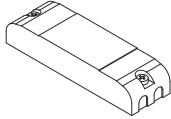
IN: 100 - 240V
OUT: 350 mA
1 COB LED (art. 0107)




6 x 3,5 x 2 cm  4 cm

SELV **0128****LED driver**

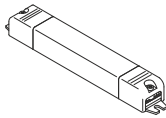
IN: 100 - 240V
OUT: 350 mA
1-2 COB LED (art. 0107)




11,6 x 3,4 x 2 cm  4 cm

SELV   **CLASS 2****0136/15****LED driver**

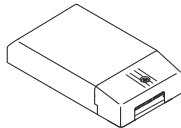
IN: 100 - 240V
OUT: 350 mA
1-2 COB LED (art. 0107)




15,8 x 2,2 x 2 cm  3,2 cm

SELV  **0169/50****Multipower LED driver**

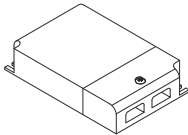
IN: 220 - 240V
OUT: 350mA
1-3 COB LED (art. 0107)



13 x 7,5 x 3 cm  8,5 cm

SELV **DRIVERS DIMMERABILI** in corrente continua
DIMMABLE LED DRIVERS constant current**0129 Dimmer LED****Multipower dimmable driver**

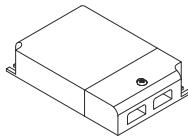
IN: 110 - 240V
OUT: 350 mA, 1-2 COB LED (art. 0107)







10,5 x 7 x 2,2 cm  7,2 cm SELV    

0129/DALI Dimmer LED**Multipower dimmable driver**

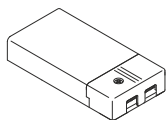
IN: 110 - 240V
OUT: 350 mA 1-2 COB LED (art. 0107)




10,5 x 7 x 2,2 cm  7,2 cm SELV   

0141/DALI**LED driver**

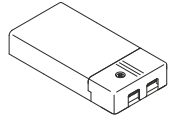
IN: 110 - 240V
OUT: 350 mA, 1-2 COB LED (art. 0107)



11,1 x 5,2 x 2,5 cm  5,5 cm

  **0141/DIM****LED driver**

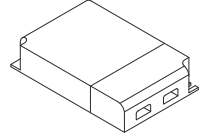
IN: 110 - 240V
OUT: 350 mA, 1-2 COB LED (art. 0107)

**Versione PUSH non sincronizzabile - PUSH version not synchronizable**

11,1 x 5,2 x 2,5 cm  5,5 cm    

0145 Dimmer LED Maxi
Multipower dimmable driver

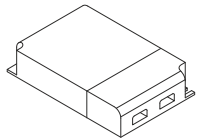
IN: 110 - 240V
OUT: 350 mA, 1-3 COB LED (art. 0107)



12,3 x 8 x 2,2 cm  8,4 cm SELV    

0145/DALI Dimmer LED Maxi
Multipower dimmable driver

IN: 110 - 240V
OUT: 350 mA, 1-3 COB LED (art. 0107)



12,3 x 8 x 2,2 cm  8,4 cm SELV     

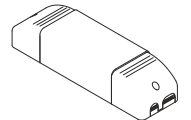
0133

Cavo di sincronizzazione per dimmer LED
Synchronization cable for dimmer LED
(art. 0129 - art. 0129/DALI - art. 0145 - art. 0145/DALI)
L 150 cm

**0726/DIM****LED dimmer**

TAGLIO DI FASE (IGBT-TRIAC, TRAILING EDGE-LEADING EDGE)
PHASE CUT-OFF (IGBT-TRIAC, TRAILING EDGE-LEADING EDGE)

IN: 220 - 240V
OUT: 24V - 20W
350 mA, 1-2 COB LED (art. 0107)

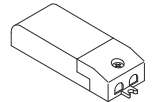


16,5 x 4,5 x 3,5 cm  5,6 cm    SELV

0733/DIM**LED dimmer**

Alimentatori elettronici dimmerabili (IGBT-TRIAC) in corrente continua
Direct current dimmable (TRAILING EDGE-LEADING EDGE) electronic drivers

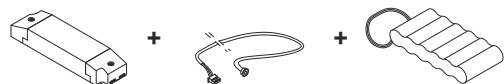
IN: 220 - 240V
OUT: 350 mA, 1 COB LED (art. 0107)



8,7 x 3,8 x 2,1 cm  4,2 cm   SELV

UNITA' DI EMERGENZA LED
LED EMERGENCY UNIT**0115/EM****LED Emergency Unit**

Kit Inverter + Battery + LED indicator

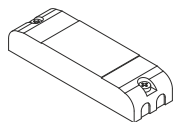



15,5 x 5,2 x 2,5 cm 80 cm 13,5 x 4,5 x 2,3 cm



LED DRIVERS in corrente continua
LED DRIVERS constant current**0127**

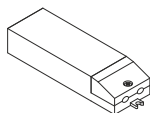
LED driver
IN: 100 - 240V
OUT: 500 mA
1 COB LED (art. 0108)




11,6 x 3,4 x 2 cm  4 cm

**0147/COB**

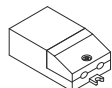
LED driver
IN: 220 - 240V
OUT: 500 mA
1-2 COB LED (art. 0108)




12,5 x 3,8 x 2,4 cm  4,2 cm

**0149/COB**

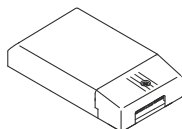
LED driver
IN: 220 - 240V
OUT: 500 mA
1 COB LED (art. 0108)




7,6 x 3,9 x 2,2 cm  4,2 cm

**0169/50**

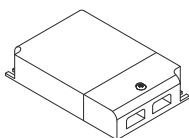
Multipower LED driver
IN: 220 - 240V
OUT: 500mA
1-3 COB LED (art. 0108)



13 x 7,5 x 3 cm  8,5 cm

**DRIVERS DIMMERABILI** in corrente continua
DIMMABLE LED DRIVERS constant current**0129 Dimmer LED**

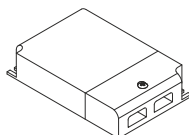
Multipower dimmable driver
IN: 110 - 240V
OUT: 500 mA, 1-2 COB LED (art. 0108)







10,5 x 7 x 2,2 cm  7,2 cm SELV    

0129/DALI Dimmer LED

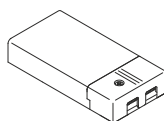
Multipower dimmable driver
IN: 110 - 240V
OUT: 500 mA, 1-2 COB LED (art. 0108)




10,5 x 7 x 2,2 cm  7,2 cm SELV   

0141/DALI

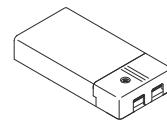
LED driver
IN: 110 - 240V
OUT: 500 mA, 1-2 COB LED (art. 0108)



11,1 x 5,2 x 2,5 cm  5,5 cm   

0141/DIM

LED driver
IN: 110 - 240V
OUT: 500 mA, 1-2 COB LED (art. 0108)

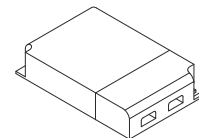


Versione PUSH non sincronizzabile - PUSH version not synchronizable

11,1 x 5,2 x 2,5 cm  5,5 cm    

0145 Dimmer LED Maxi
Multipower dimmable driver

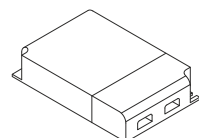
IN: 110 - 240V
OUT: 500 mA, 1-3 COB LED (art. 0108)



12,3 x 8 x 2,2 cm  8,4 cm SELV    

0145/DALI Dimmer LED Maxi
Multipower dimmable driver

IN: 110 - 240V
OUT: 500 mA, 1-3 COB LED (art. 0108)



12,3 x 8 x 2,2 cm
 8,4 cm SELV     

0133

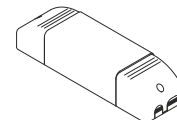
Cavo di sincronizzazione per dimmer LED
Synchronization cable for dimmer LED
(art. 0129 - art. 0129/DALI - art. 0145 - art. 0145/DALI)



L 150 cm

0726/DIM

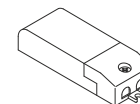
LED dimmer
TAGLIO DI FASE (IGBT-TRIAC, TRAILING EDGE-LEADING EDGE)
PHASE CUT-OFF (IGBT-TRIAC, TRAILING EDGE-LEADING EDGE)
IN: 220 - 240V
OUT: 24V - 20W
500 mA, LED, 1-2 COB LED (art. 0108)



16,5 x 4,5 x 3,5 cm  5,6 cm  IGBT-TRIAC  SELV

0734/DIM

LED dimmer
Alimentatori elettronici dimmerabili (IGBT-TRIAC) in corrente continua
Direct current dimmable (TRAILING EDGE-LEADING EDGE) electronic drivers
IN: 220 - 240V
OUT: 500 mA, 1 COB LED (art. 0108)



8,7 x 3,8 x 2,1 cm  4,2 cm IGBT-TRIAC  SELV

UNITA' DI EMERGENZA LED
LED EMERGENCY UNIT**0115/EM**

LED Emergency Unit
Kit Inverter + Battery + LED indicator



15,5 x 5,2 x 2,5 cm 80 cm 13,5 x 4,5 x 2,3 cm

