



modello:
model:

KUMA

codice:
code:

6685

design:

U. T. Egoluce

anno - year:

2023

tipologia:
typology:

faretto da incasso trimless
trimless recessed spotlight

materiali:

**struttura in ferro zincato,
diffusore in metacrilato satinato**
galvanized iron structure, satin
methacrylate diffuser

materials:

luce:

diffusa

light:

diffuse

sorgente luminosa:

light sources:

6685 + COB LED

LED code	optics		LED color
0107/W	/24 /40 /60 /ST	5,9W 17V 350mA	885lm 4000K
0107/WW	/24 /40 /60 /ST	5,9W 17V 350mA	836lm 3000K
0107/XW	/24 /40 /60 /ST	5,9W 17V 350mA	800lm 2700K
0108/W	/24 /40 /60 /ST	8,7W 17,5V 500mA	1223lm 4000K
0108/WW	/24 /40 /60 /ST	8,7W 17,5V 500mA	1156lm 3000K
0108/XW	/24 /40 /60 /ST	8,7W 17,5V 500mA	1106lm 2700K
0108/W/IP	(IP54) /24 /38 /58	8,7W 17,5V 500mA	1223lm 4000K
0108/WW/IP	(IP54) /24 /38 /58	8,7W 17,5V 500mA	1156lm 3000K
0108/XW/IP	(IP54) /24 /38 /58	8,7W 17,5V 500mA	1106lm 2700K

life

> 50.000 h

step MacAdam

3

Indice di Resa Cromatica:

Color Rendering Index:

>90

grado IP - IP grade:

20

finiture:

.57 diffusore bianco

finishes:

.57 white diffuser

peso netto - net weight:

0,15 Kg

marcatura:

marking:

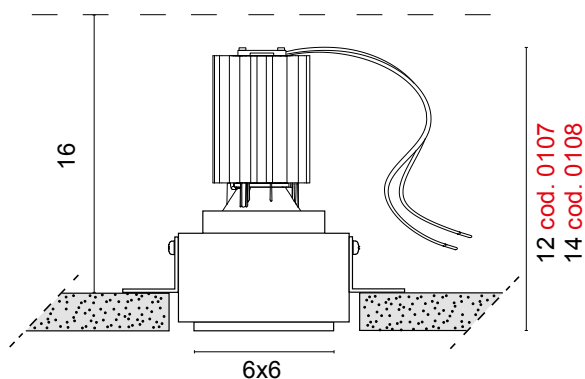
CE

simboli costruttivi:

symbols:

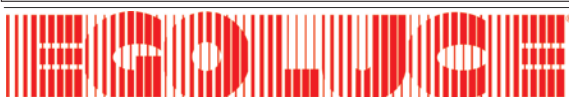


Dimensioni - Dimensions



F 8,8x6,3 cm

SOLO COLLEGAMENTO IN SERIE - ONLY SERIAL CONNECTION



EGOLUCE s.r.l, via I. Newton 12 - 20016 Pero - Milano
telefono +39 02 339586.1 - fax. +39 02 3535112
e-mail: info@egoluce.com - http://www.egoluce.com

LED DRIVERS in corrente continua
LED DRIVERS constant current
0125**LED driver**

IN: 100 - 240V
 OUT: 350 mA
 1 COB LED (art. 0107)

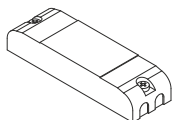



6 x 3,5 x 2 cm  4 cm

SELV 

0128**LED driver**

IN: 100 - 240V
 OUT: 350 mA
 1-2 COB LED (art. 0107)

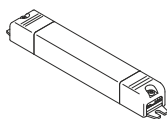



11,6 x 3,4 x 2 cm  4 cm

 SELV  CLASS 2

0136/15**LED driver**

IN: 100 - 240V
 OUT: 350 mA
 1-2 COB LED (art. 0107)

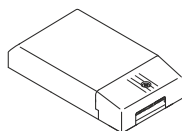


15,8 x 2,2 x 2 cm  3,2 cm

SELV  

0169/50**Multipower LED driver**

IN: 220 - 240V
 OUT: 350mA
 1-3 COB LED (art. 0107)

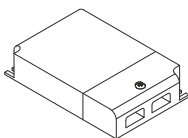


13 x 7,5 x 3 cm  8,5 cm

SELV 

DRIVERS DIMMERABILI in corrente continua
DIMMABLE LED DRIVERS constant current
0129 Dimmer LED**Multipower dimmable driver**

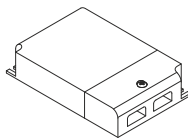
IN: 110 - 240V
 OUT: 350 mA, 1-2 COB LED (art. 0107)






10,5 x 7 x 2,2 cm  7,2 cm SELV    

0129/DALI Dimmer LED**Multipower dimmable driver**

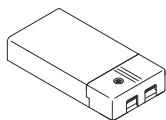
IN: 110 - 240V
 OUT: 350 mA 1-2 COB LED (art. 0107)




10,5 x 7 x 2,2 cm  7,2 cm SELV   

0141/DALI**Multipower dimmable driver**

IN: 110 - 240V
 OUT: 350 mA, 1-2 COB LED (art. 0107)

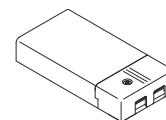


11,1 x 5,2 x 2,5 cm  5,5 cm

0141/DIM**Multipower dimmable driver**

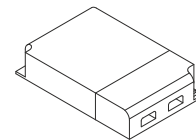
IN: 110 - 240V
 OUT: 350 mA, 1-2 COB LED (art. 0107)

**Versione PUSH non sincronizzabile - PUSH version not synchronizable**

11,1 x 5,2 x 2,5 cm  5,5 cm    

0145 Dimmer LED Maxi
Multipower dimmable driver

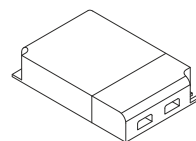
IN: 110 - 240V
 OUT: 350 mA, 1-3 COB LED (art. 0107)



12,3 x 8 x 2,2 cm  8,4 cm SELV    

0145/DALI Dimmer LED Maxi
Multipower dimmable driver

IN: 110 - 240V
 OUT: 350 mA, 1-3 COB LED (art. 0107)



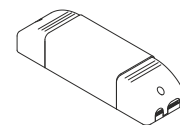
12,3 x 8 x 2,2 cm  8,4 cm SELV     

0133

Cavo di sincronizzazione per dimmer LED
 Synchronization cable for dimmer LED
 (art. 0129 - art. 0145 - art. 0145/DALI) L 150 cm

**0726/DIM****LED dimmer**

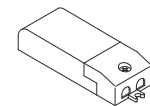
TAGLIO DI FASE (IGBT-TRIAC, TRAILING EDGE-LEADING EDGE)
 PHASE CUT-OFF (IGBT-TRIAC, TRAILING EDGE-LEADING EDGE)
 IN: 220 - 240V
 OUT: 24V - 20W
 350 mA, 1-2 COB LED (art. 0107)



16,5 x 4,5 x 3,5 cm  5,6 cm  IGBT-TRIAC  SELV

0733/DIM**LED dimmer**

Alimentatori elettronici dimmerabili (IGBT-TRIAC) in corrente continua
 Direct current dimmable (TRAILING EDGE-LEADING EDGE) electronic drivers
 IN: 220 - 240V
 OUT: 350 mA, 1 COB LED (art. 0107)



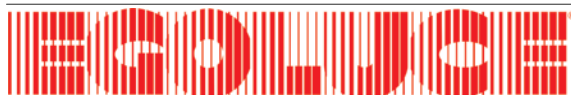
8,7 x 3,8 x 2,1 cm  4,2 cm IGBT-TRIAC  SELV

UNITÀ DI EMERGENZA LED
LED EMERGENCY UNIT
0115/EM**LED Emergency Unit**

Kit Inverter + Battery + LED indicator

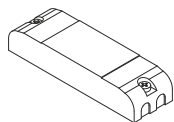


15,5 x 5,2 x 2,5 cm 80 cm 13,5 x 4,5 x 2,3 cm



LED DRIVERS in corrente continua
LED DRIVERS constant current**0127**

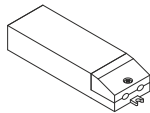
LED driver
IN: 100 - 240V
OUT: 500 mA
1 COB LED (art. 0108)



11,6 x 3,4 x 2 cm 4 cm

0147/COB

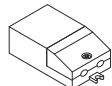
LED driver
IN: 220 - 240V
OUT: 500 mA
1-2 COB LED (art. 0108)



12,5 x 3,8 x 2,4 cm 4,2 cm

0149/COB

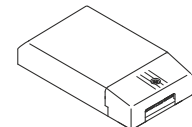
LED driver
IN: 220 - 240V
OUT: 500 mA
1 COB LED (art. 0108)



7,6 x 3,9 x 2,2 cm 4,2 cm

0169/50

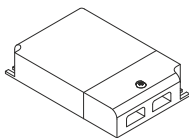
Multipower LED driver
IN: 220 - 240V
OUT: 500mA
1-3 COB LED (art. 0108)



13 x 7,5 x 3 cm 8,5 cm

DRIVERS DIMMERABILI in corrente continua
DIMMABLE LED DRIVERS constant current**0129 Dimmer LED**

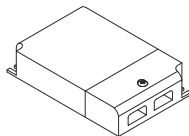
Multipower dimmable driver
IN: 110 - 240V
OUT: 500 mA, 1-2 COB LED (art. 0108)



10,5 x 7 x 2,2 cm 7,2 cm SELV

0129/DALI Dimmer LED

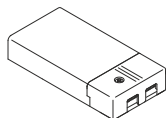
Multipower dimmable driver
IN: 110 - 240V
OUT: 500 mA, 1-2 COB LED (art. 0108)



10,5 x 7 x 2,2 cm 7,2 cm SELV

0141/DALI

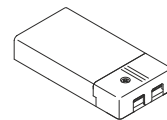
Multipower dimmable driver
IN: 110 - 240V
OUT: 500 mA, 1-2 COB LED (art. 0108)



11,1 x 5,2 x 2,5 cm 5,5 cm

0141/DIM

Multipower dimmable driver
IN: 110 - 240V
OUT: 500 mA, 1-2 COB LED (art. 0108)

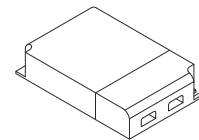


Versione PUSH non sincronizzabile - PUSH version not synchronizable

11,1 x 5,2 x 2,5 cm 5,5 cm

0145 Dimmer LED Maxi

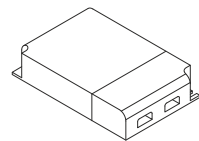
Multipower dimmable driver
IN: 110 - 240V
OUT: 500 mA, 1-3 COB LED (art. 0108)



12,3 x 8 x 2,2 cm 8,4 cm SELV

0145/DALI Dimmer LED Maxi

Multipower dimmable driver
IN: 110 - 240V
OUT: 500 mA, 1-3 COB LED (art. 0108)



12,3 x 8 x 2,2 cm 8,4 cm SELV

0133

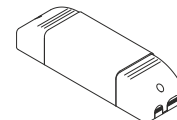
Cavo di sincronizzazione per dimmer LED
Synchronization cable for dimmer LED
(art. 0129 - art. 0145 - art. 0145/DALI)



L 150 cm

0726/DIM

LED dimmer
TAGLIO DI FASE (IGBT-TRIAC, TRAILING EDGE-LEADING EDGE)
PHASE CUT-OFF (IGBT-TRIAC, TRAILING EDGE-LEADING EDGE)
IN: 220 - 240V
OUT: 24V - 20W
500 mA, LED, 1-2 COB LED (art. 0108)

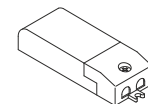


16,5 x 4,5 x 3,5 cm 5,6 cm IGBT-TRIAC SELV

0734/DIM

LED dimmer
Alimentatori elettronici dimmerabili (IGBT-TRIAC) in corrente continua
Direct current dimmable (TRAILING EDGE-LEADING EDGE) electronic drivers

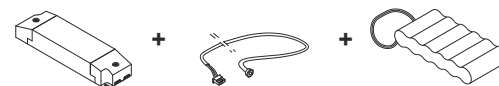
IN: 220 - 240V
OUT: 500 mA, 1 COB LED (art. 0108)



8,7 x 3,8 x 2,1 cm 4,2 cm IGBT-TRIAC SELV

UNITÀ DI EMERGENZA LED
LED EMERGENCY UNIT**0115/EM**

LED Emergency Unit
Kit Inverter + Battery + LED indicator



15,5 x 5,2 x 2,5 cm 80 cm 13,5 x 4,5 x 2,3 cm

